

**ACALETICS® National Model**

**Twin Lakes  
Elementary School  
1998-2007**

**Miami-Dade County (Regional Center 1)**



# Executive Summary

## ACALETICS® National Model



### Twin Lakes Elementary School (TLE): 1998 - 2007

#### Percent of Students Scoring At/Above Proficiency in Math

- In 1998, TLE had **15%** of Students Scoring At/Above Proficiency in Math. Since the 8-year **ACALETICS®** partnership, they have increased **+81** (more than 5-fold) its Percent of Students Scoring At/Above Proficiency to **96%** in 2007! (Refer to page 8).
- Since 2000, TLE significantly outperformed the State in the Percent of Students Scoring At/Above Proficiency in Math. (Refer to page 9).

#### Florida's A+ Plan School Recognition Award

- During the **ACALETICS®** partnership, TLE has realized outstanding **ROI** (Return On Investment). From 2001-2007, TLE received over **\$480,000.00** from Florida's A+ Plan School Recognition Award Program. (Refer to page 10).
- TLE has increased 2 letter grades since 2000 to an "A" which has been maintained for the past **7** years! (Refer to page 10).

#### AYP - Math Subgroup Achievement Gap Analysis vs. State Averages

- Students with Disabilities (SWD) vs. State (SWD). (Refer to page 11).
- English Language Learners (ELL) vs. State (ELL). (Refer to page 12).
- Hispanic vs. State (Hispanic). (Refer to page 13).
- Hispanic vs. State (White). (Refer to page 14).

#### 2007 Percent Lowest 25% Making Learning Gains in Math – (L25%)

- In 2007, TLEs Percent of Students in the Lowest 25% Making Gains in Math was **+25** percentage points above the State average! (Refer to page 15).

#### 2007 Math Composite

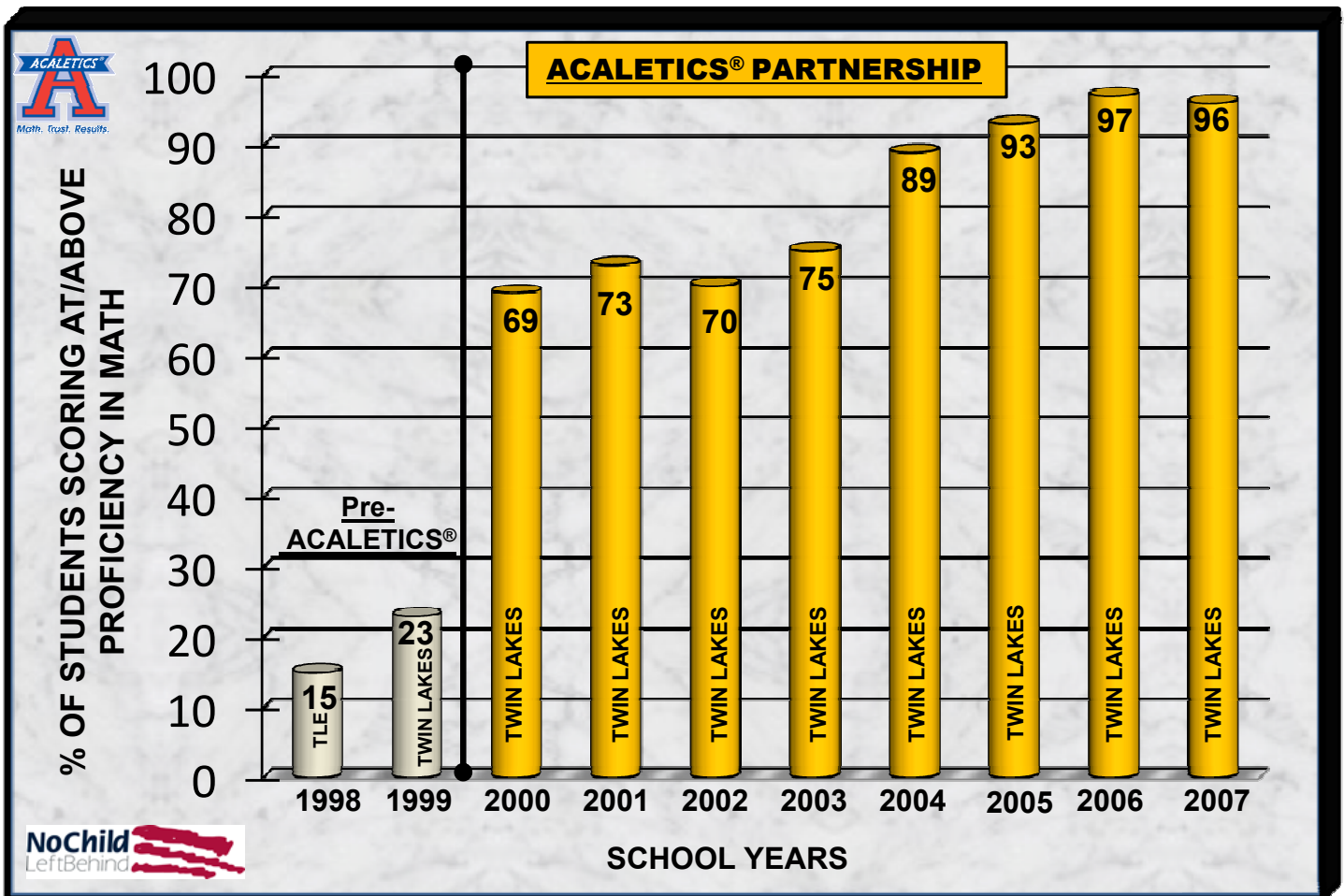
- In 2007, TLEs **Math Composite** = Sum of (% of Students At/Above Proficiency) + (% Making Learning Gains) + (% Lowest 25% Making Learning Gains) was **+58** percentage points above the State average! (Refer to page 16).



# TWIN LAKES ELEMENTARY SCHOOL

## 1998 - 2007 Florida's A+ Plan Results in Math

### Percent of Students At/Above Proficiency in Math



#### Twin Lakes Elementary School (TLE):

Data Source: *Florida Department of*  
**EDUCATION**

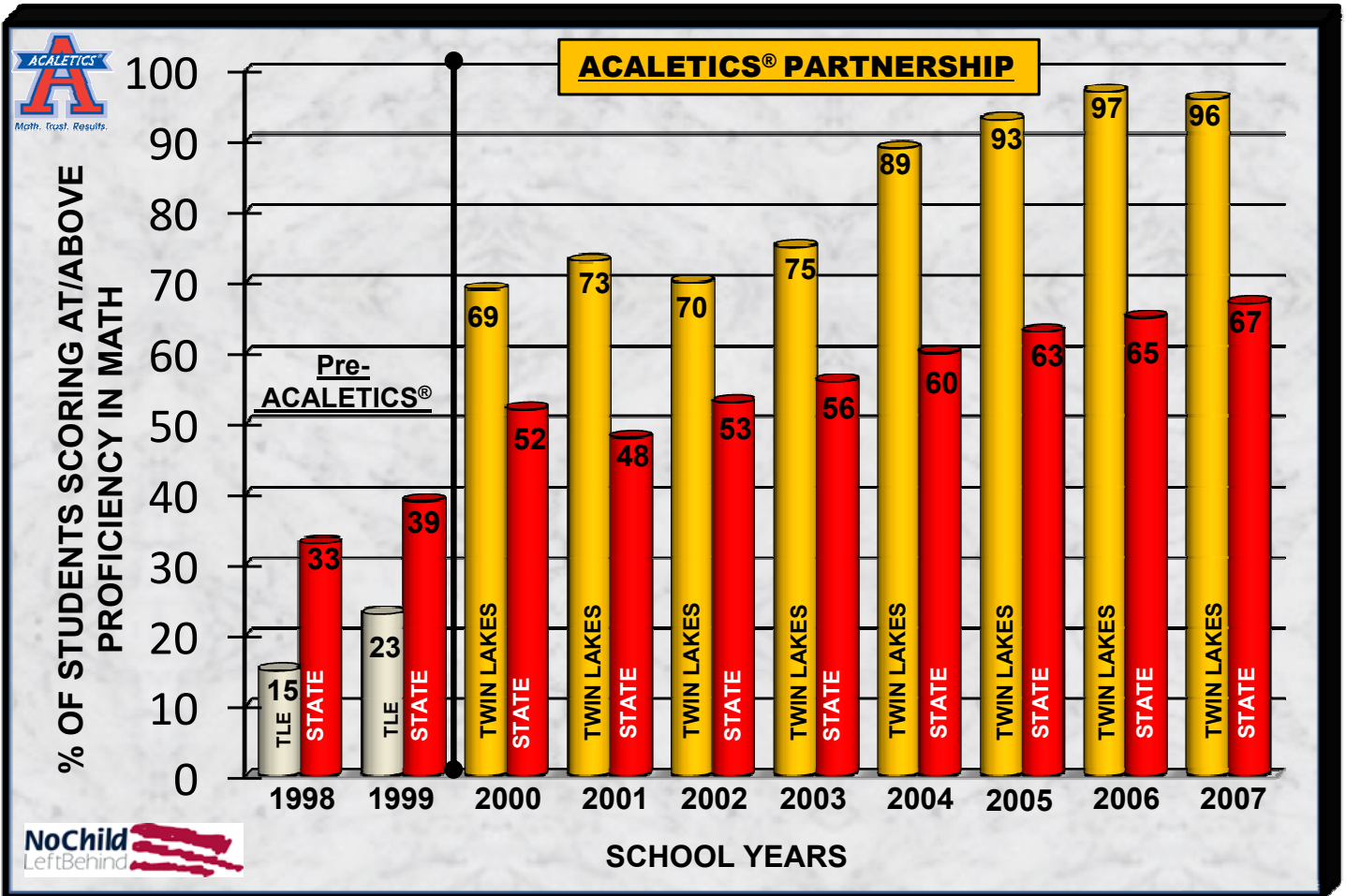
- In 1998, TLE had **15%** of Students Scoring At/Above Proficiency in Math. Since the 8-year **ACALETICS®** partnership, they have increased **+81** (more than 5-fold) its Percent of Students Scoring At/Above Proficiency to **96%** in 2007!



# TWIN LAKES ELEMENTARY SCHOOL

## 1998 - 2007 Florida's A+ Plan Results in Math

Percent of Students At/Above Proficiency in Math vs. **State Average**



### Twin Lakes Elementary School (TLE):

Data Source: *Florida Department of*  
**EDUCATION**

- In 1998, TLE was -18 percentage points below the State average in Students Scoring At/Above Proficiency in Math. Since the 8-year **ACALETICS®** partnership, TLE has increased the gap above the State to **+29** percentage points in 2007!



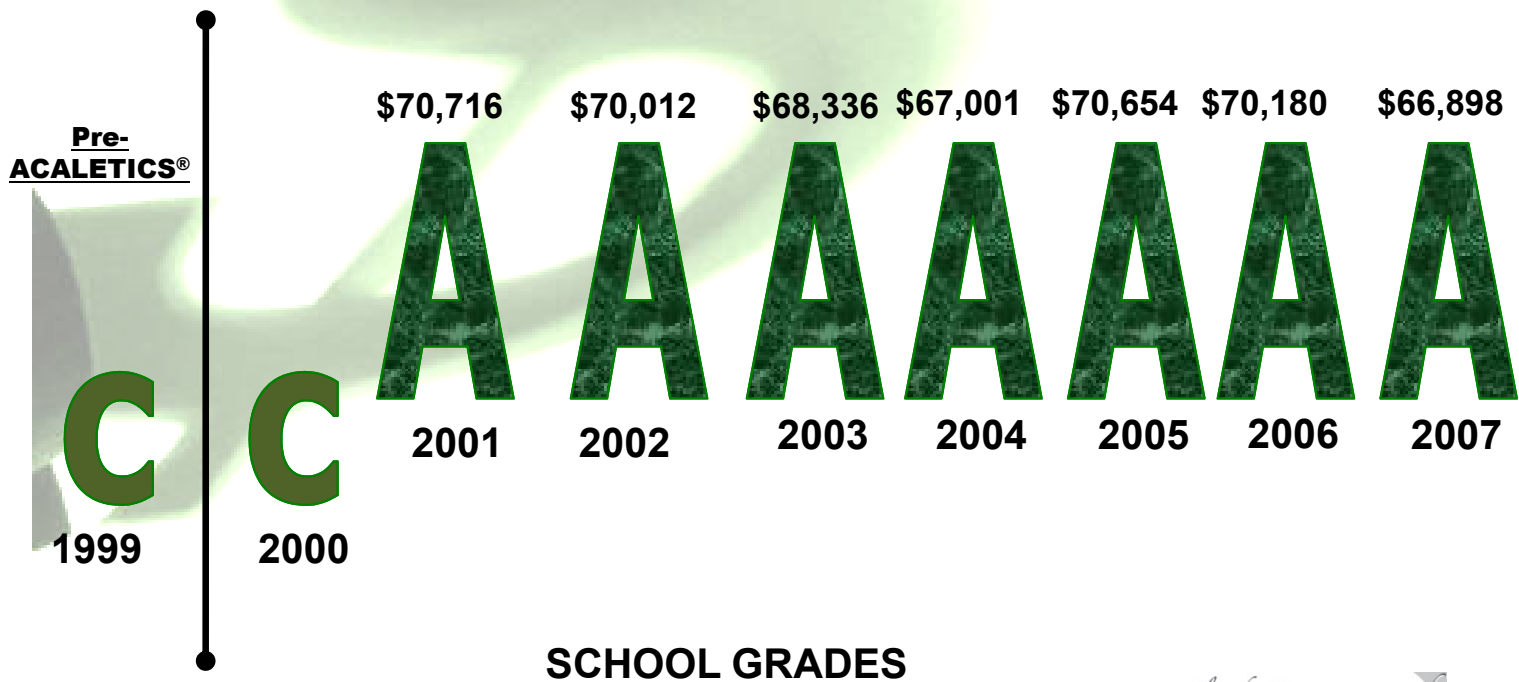
# TWIN LAKES ELEMENTARY SCHOOL

## Florida's A+ Plan School Recognition Award From 1999-2007



**Total: \$483,797**

**ACALETICS® PARTNERSHIP**



Data Source: Florida Department of EDUCATION

### Twin Lakes Elementary School (TLE):

- Outstanding Return on Investment (ROI): Recipient of State School Recognition Award (\$100/student) since 2001 totaling **(\$483,797)**!
- TLE has increased 2 letter grades since 2000 to an “A” which has been maintained for the past 7 years!



# Subgroup Gap Analysis - Math

**TWIN LAKES**

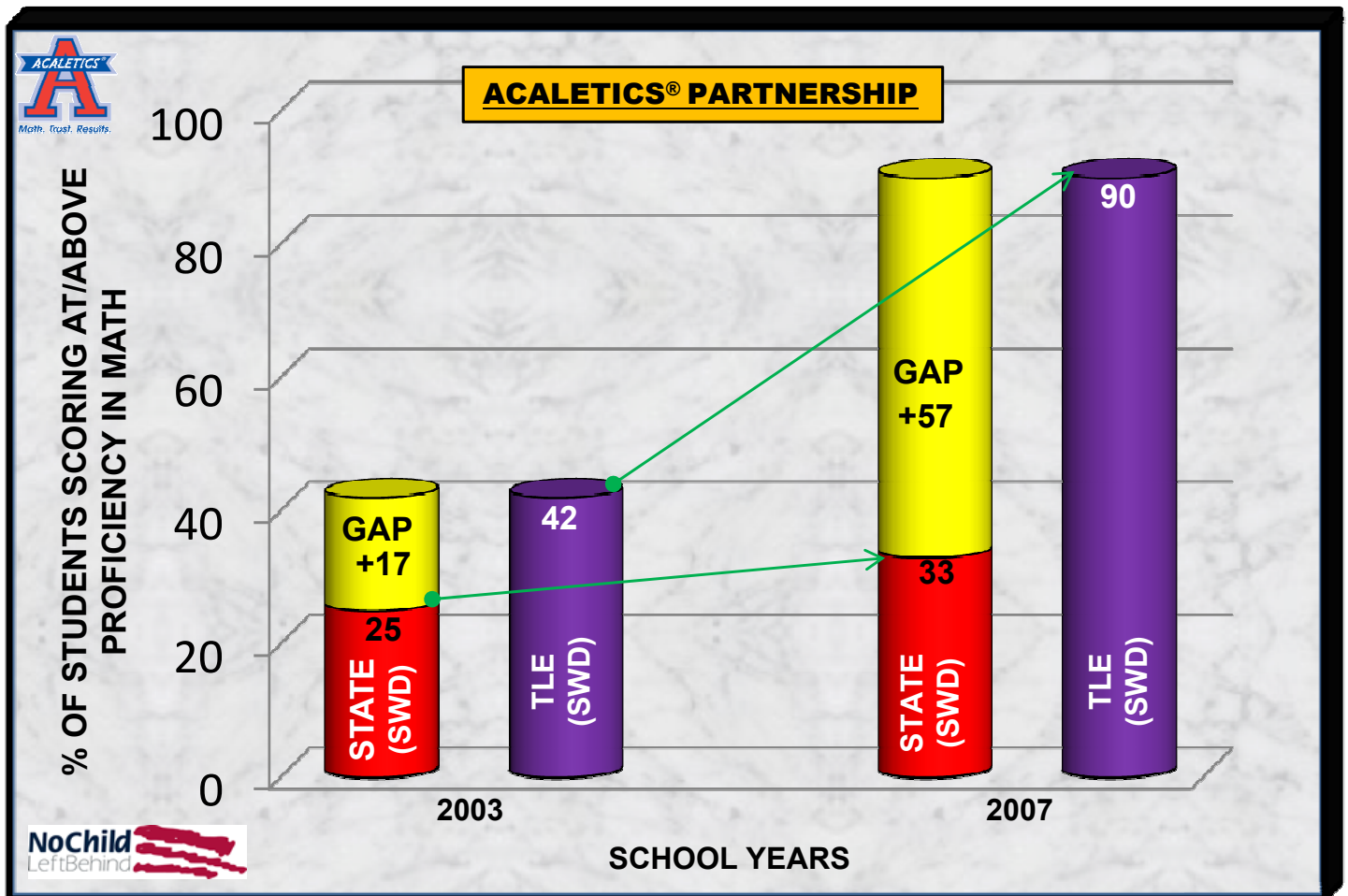
**ELEMENTARY SCHOOL**

**2003 - 07 Adequate Yearly Progress (AYP)**

**State Average**

**(SWD) vs. Twin Lakes**

**Students With Disabilities (SWD)**



Data Source: Florida Department of EDUCATION

## Twin Lakes Elementary School (TLE):

- TLE has increased its Students with Disabilities by **+48** percentage points in its Percent of Students Scoring At/Above Proficiency in Math from 2003 to 2007!
- In 2003, TLEs Students with Disabilities subgroup was above (+17 percentage points) the State (SWD) Subgroup in Percent of Students Scoring At/Above Proficiency in Math. During the five year **ACALETICS®** partnership, TLE increased the achievement gap above the State to **+57** percentage points in 2007!



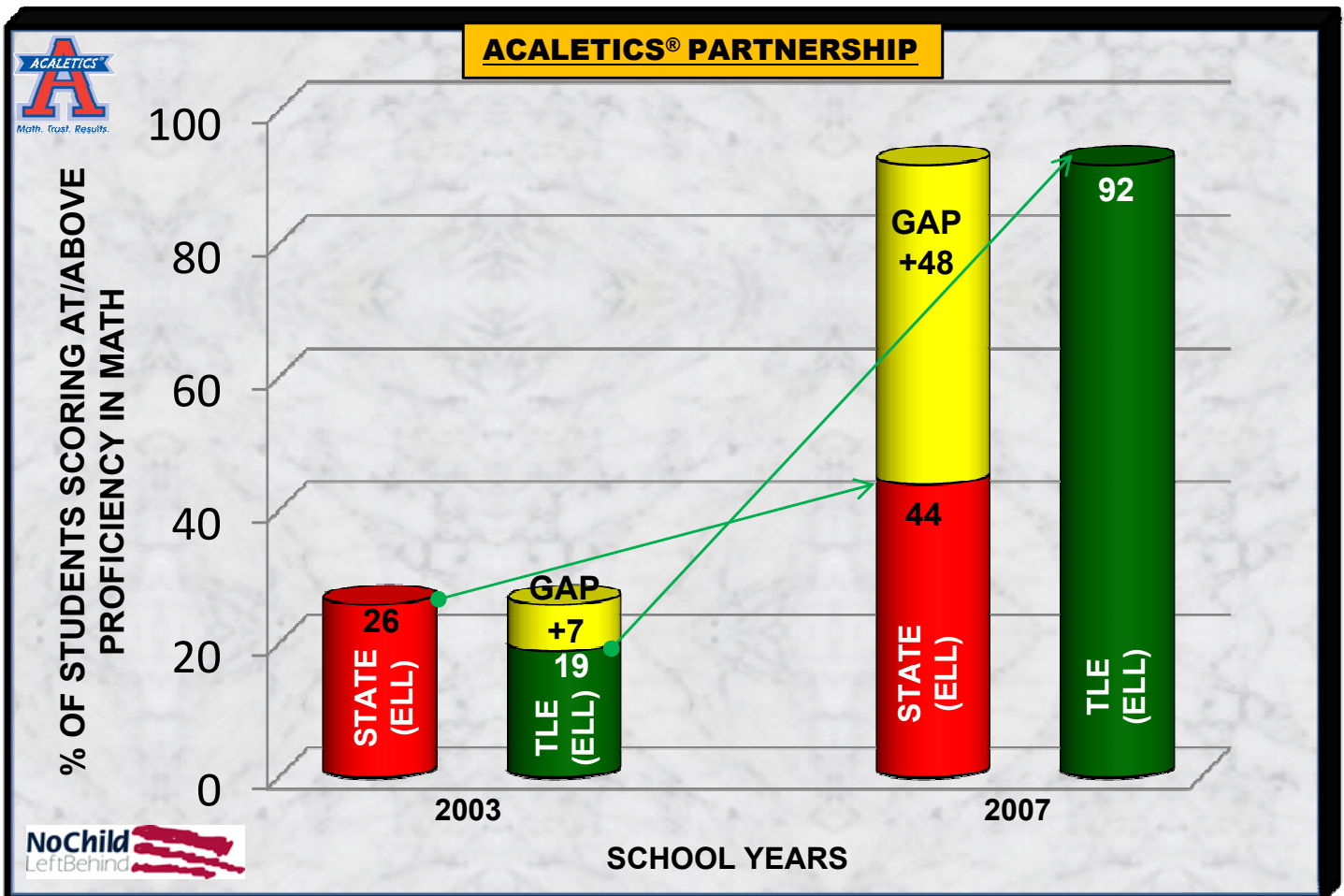
# Subgroup Gap Analysis - Math

## TWIN LAKES ELEMENTARY SCHOOL

### 2003 - 07 Adequate Yearly Progress (AYP)

State Average (ELL) vs. Twin Lakes

English Language Learners (ELL)



Data Source: Florida Department of EDUCATION

#### Twin Lakes Elementary School (TLE):

- TLE has increased its English Language Learners by **+73** percentage points in its Percent of Students Scoring At/Above Proficiency in Math from 2003 to 2007!
- In 2003, TLEs English Language Learners subgroup was below (-7 percentage points) the State (ELL) Subgroup in Percent of Students Scoring At/Above Proficiency in Math. As a result of our partnership, TLE has surpassed the achievement of the State by **+48** percentage points ("A Gap Reverse") in 2007!

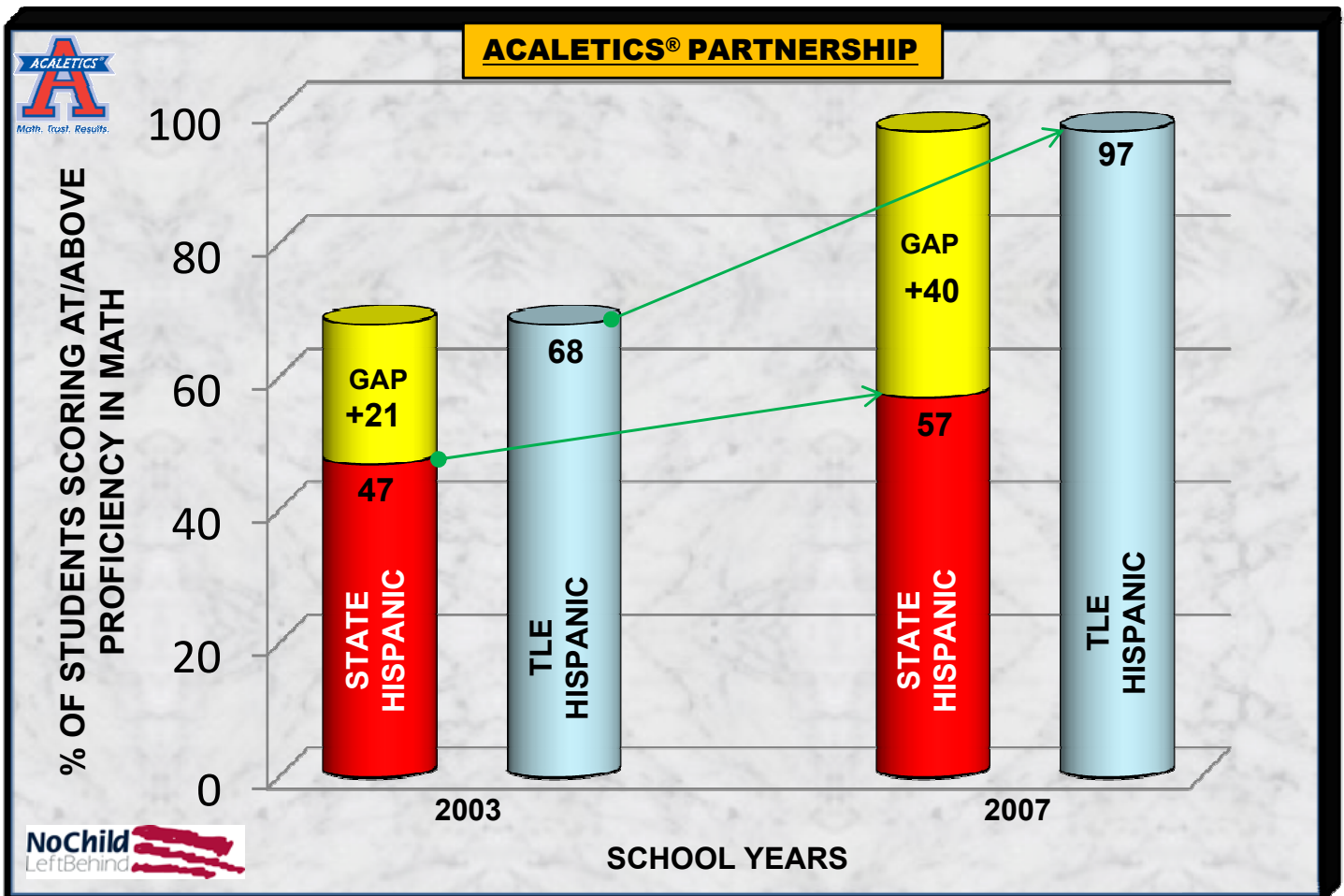


# Subgroup Gap Analysis - Math

## TWIN LAKES ELEMENTARY SCHOOL

### 2003 - 07 Adequate Yearly Progress (AYP)

**State Average** (Hispanic) vs. **Twin Lakes (Hispanic)**



Data Source: Florida Department of EDUCATION

#### Twin Lakes Elementary School (TLE):

- TLE has increased its Hispanic subgroup by **+29** percentage points in its Percent of Students Scoring At/Above Proficiency in Math from 2003 to 2007!
- In 2003, TLEs Hispanic subgroup was above (+21 percentage points) the State (Hispanic) Subgroup in Percent of Students Scoring At/Above Proficiency in Math. During the five year **ACALETICS®** partnership, TLE increased the achievement gap above the State to **+40** percentage points in 2007!



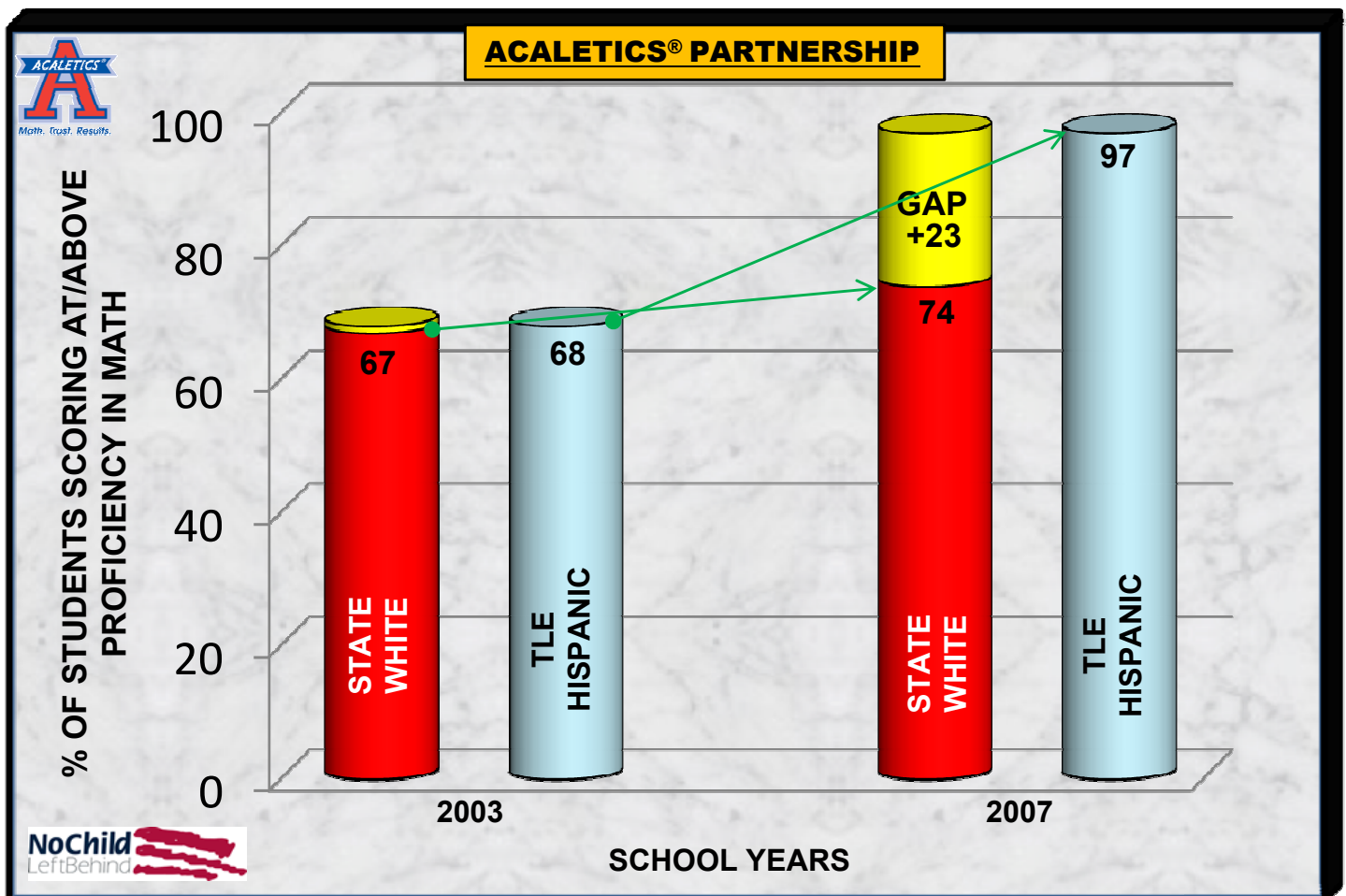


# Subgroup Gap Analysis - Math

## TWIN LAKES ELEMENTARY SCHOOL

### 2003 - 07 Adequate Yearly Progress (AYP)

**State Average** (White) vs. Twin Lakes (Hispanic)



Data Source: Florida Department of EDUCATION

#### Twin Lakes Elementary School (TLE):

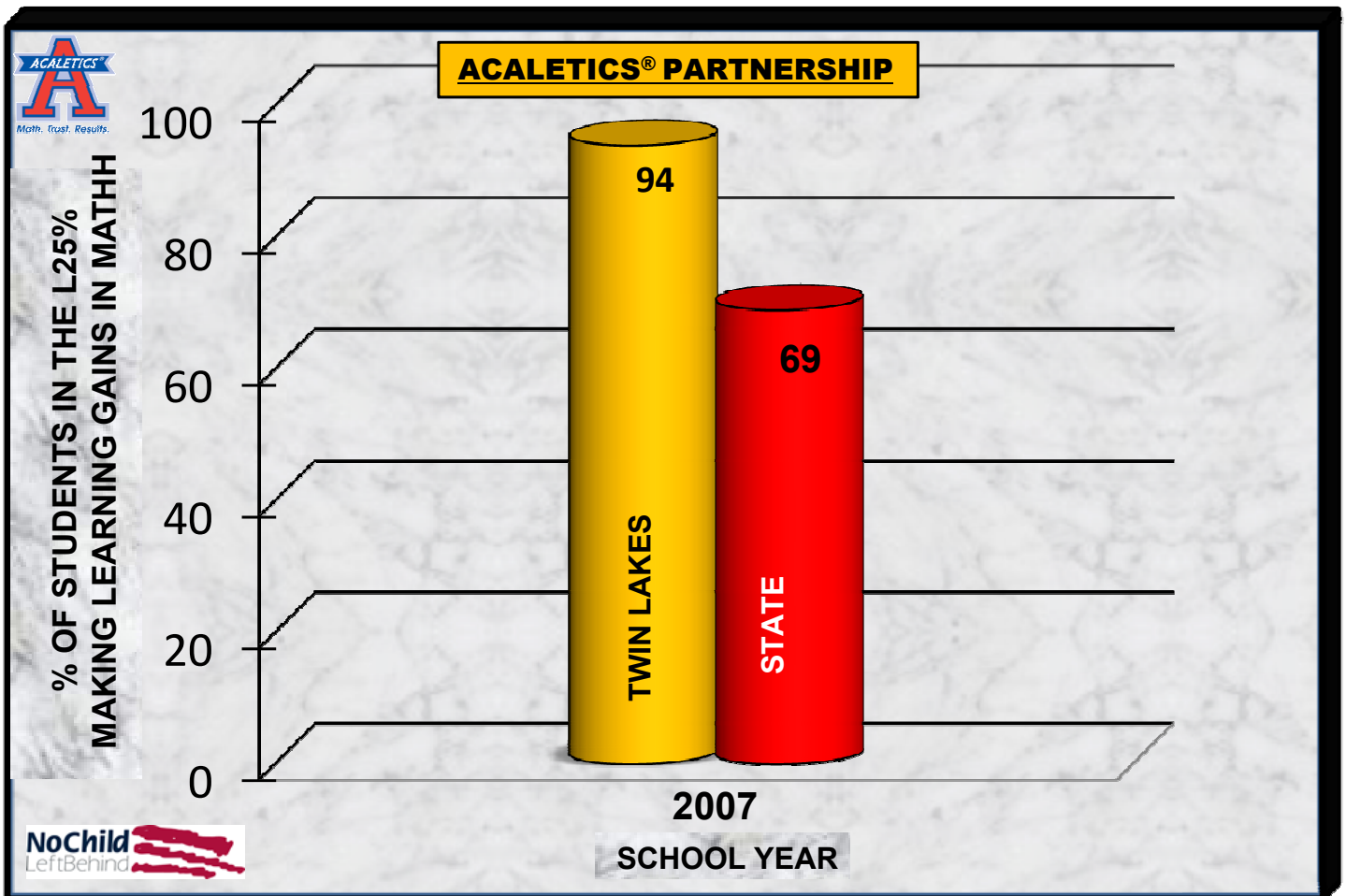
- TLE has increased its Hispanic subgroup by **+29** percentage points in its Percent of Students Scoring At/Above Proficiency in Math from 2003 to 2007!
- In 2003, TLE's Hispanic subgroup was above (+1 percentage point) the State (White) Subgroup in Percent of Students Scoring At/Above Proficiency in Math. As a result of the partnership, TLE increased the achievement gap above the State to **+23** percentage points in 2007!



# TWIN LAKES ELEMENTARY SCHOOL

## 2007 Florida's A+ Plan Results Math – L25% Learning Gains

Percent of Students in the Lowest 25% Making Learning Gains in Math vs. **State Average**



### Twin Lakes Elementary School (TLE):

Data Source: *Florida Department of*  
**EDUCATION**

- In 2007, TLEs Percent of Students in the Lowest 25% Making Gains in Math was **+25** percentage points above the State average!

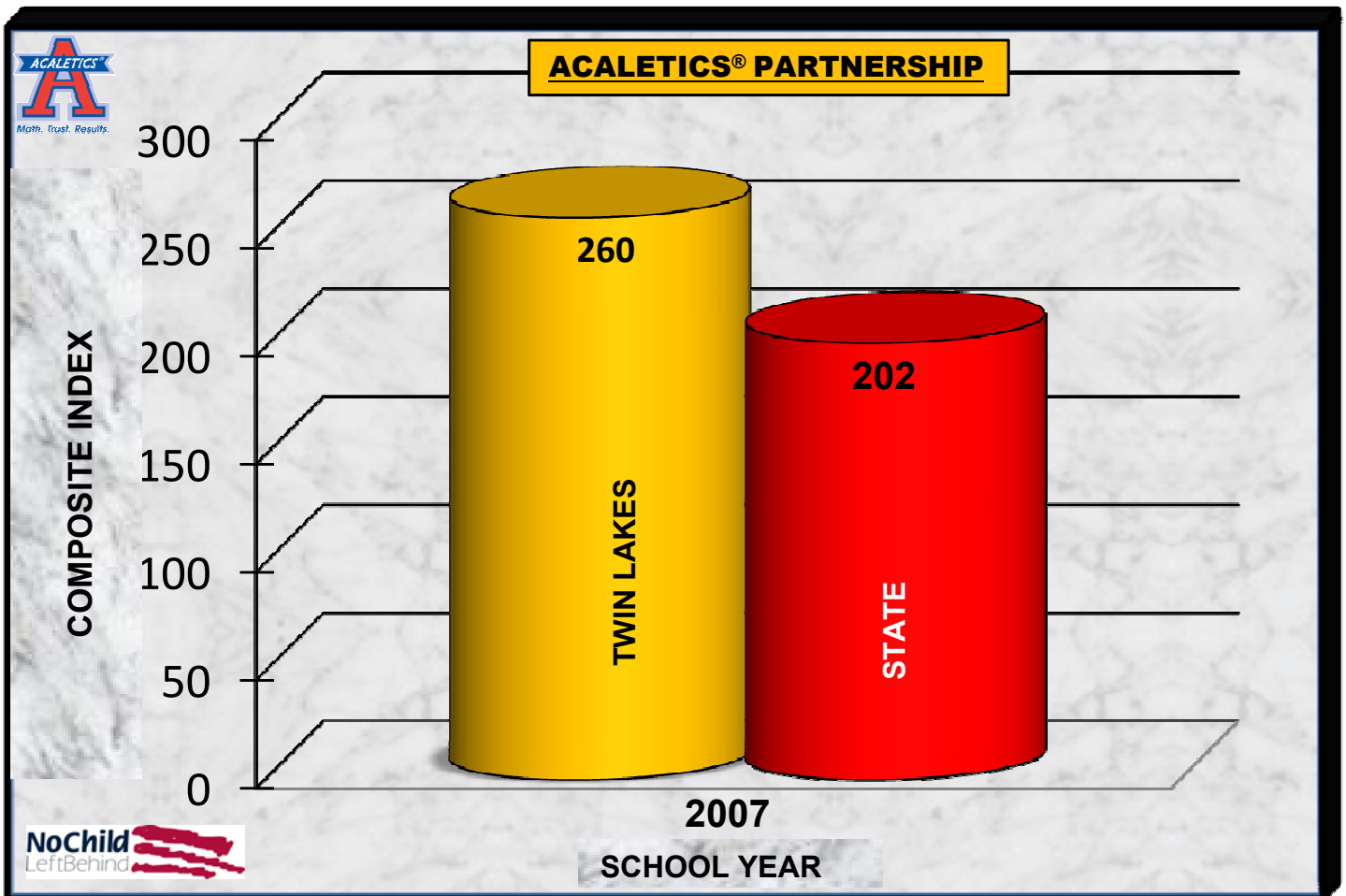


# TWIN LAKES ELEMENTARY SCHOOL

## 2007 Florida's A+ Plan Results Math – Composite

**Math Composite** = Sum of (% of Students At/Above Proficiency) + (% Making Learning Gains) + (% Lowest 25% Making Learning Gains)

vs. **State Average**



Data Source: Florida Department of EDUCATION

### Twin Lakes Elementary School (TLE):

- In 2007, TLEs Math Composite was **+58** percentage points above the State average!