

# Students With Disabilities (SWD)

## Subgroup Achievement Gap Analysis 2003-2007





# Subgroup Gap Analysis - Math

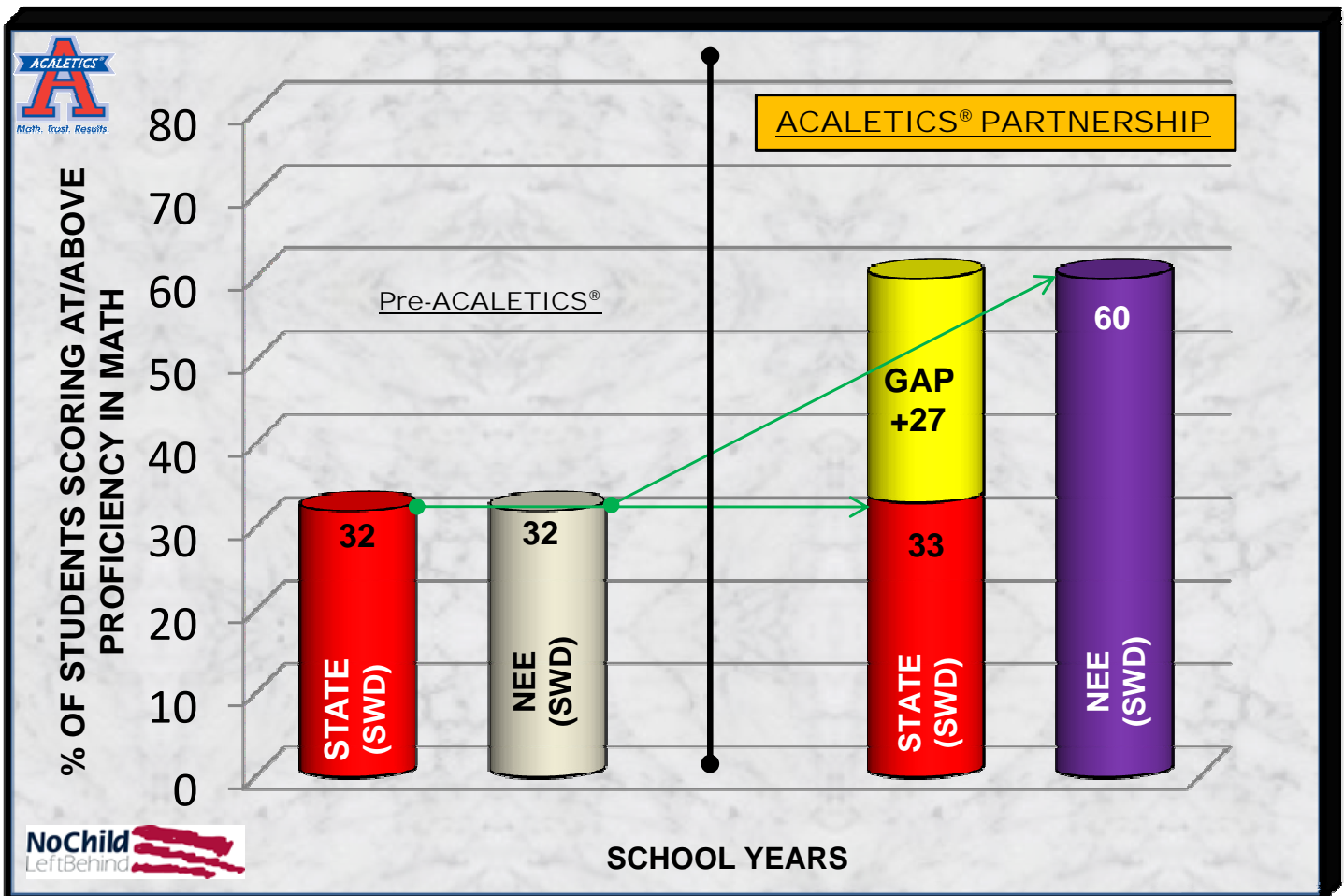
## NORTH ELEMENTARY SCHOOL

### 2006 - 07 Adequate Yearly Progress (AYP)

State Average

(SWD) vs. North

Students With Disabilities (SWD)



Data Source: Florida Department of EDUCATION

#### North Elementary School (NEE):

- NEE has increased its Students with Disabilities by **+28** percentage points in its Percent of Students Scoring At/Above Proficiency in Math from 2006 to 2007!
- In 2006, NEEs Students with Disabilities subgroup was equal to the State (SWD) Subgroup in Percent of Students Scoring At/Above Proficiency in Math. As a result of our partnership, NEE has exceeded the achievement of the State by **+27** percentage points ("A Reverse Gap") in 2007!



# Subgroup Gap Analysis - Math

**TWIN LAKES**

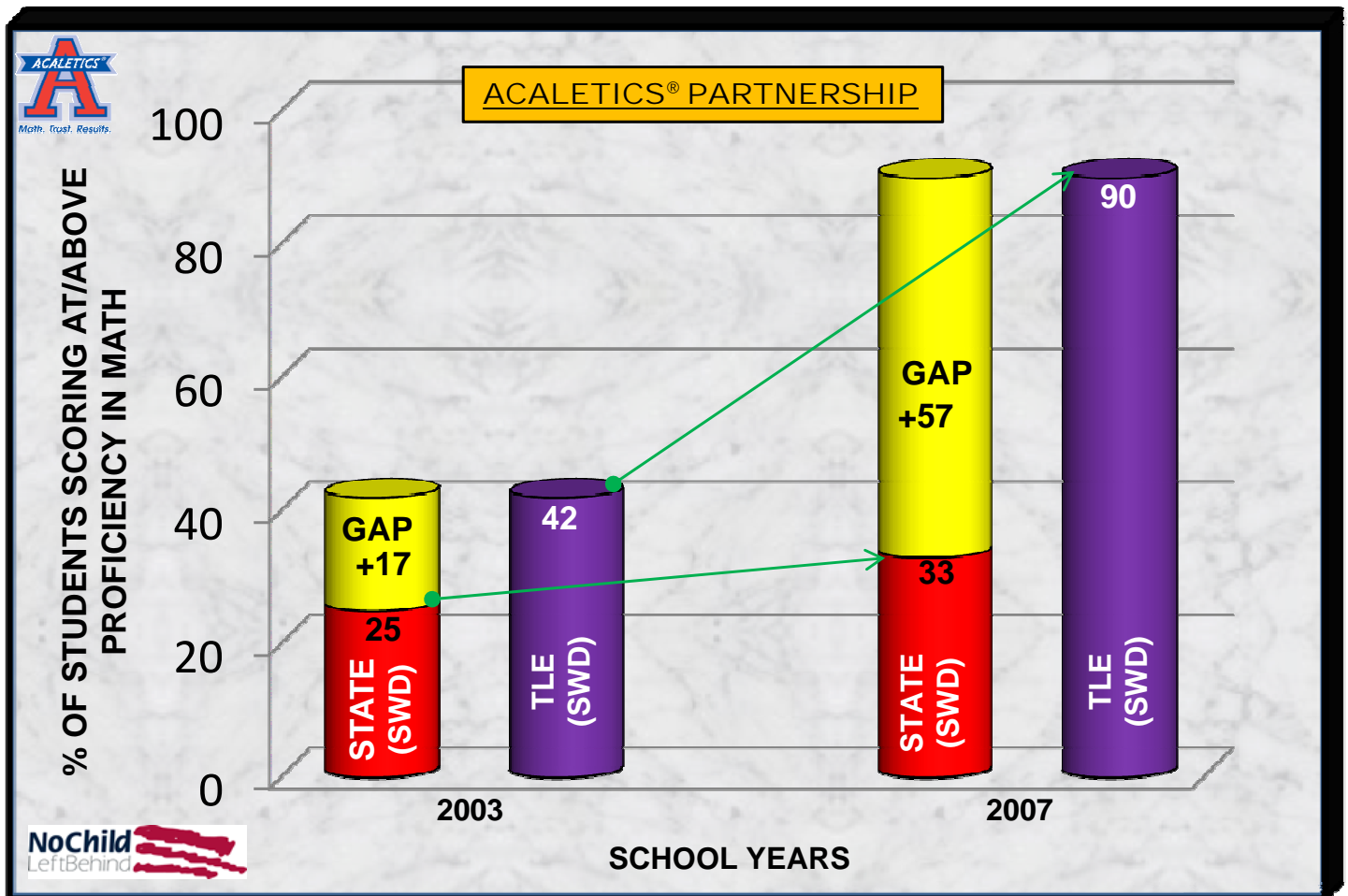
**ELEMENTARY SCHOOL**

**2003 - 07 Adequate Yearly Progress (AYP)**

State Average

(SWD) vs. Twin Lakes

Students With Disabilities (SWD)



Data Source: Florida Department of EDUCATION

## Twin Lakes Elementary School (TLE):

- TLE has increased its Students with Disabilities by **+48** percentage points in its Percent of Students Scoring At/Above Proficiency in Math from 2003 to 2007!
- In 2003, TLEs Students with Disabilities subgroup was above (+17 percentage points) the State (SWD) Subgroup in Percent of Students Scoring At/Above Proficiency in Math. During the five year **ACALETICS®** partnership, TLE increased the achievement gap above the State to **+57** percentage points in 2007!



# Subgroup Gap Analysis - Math

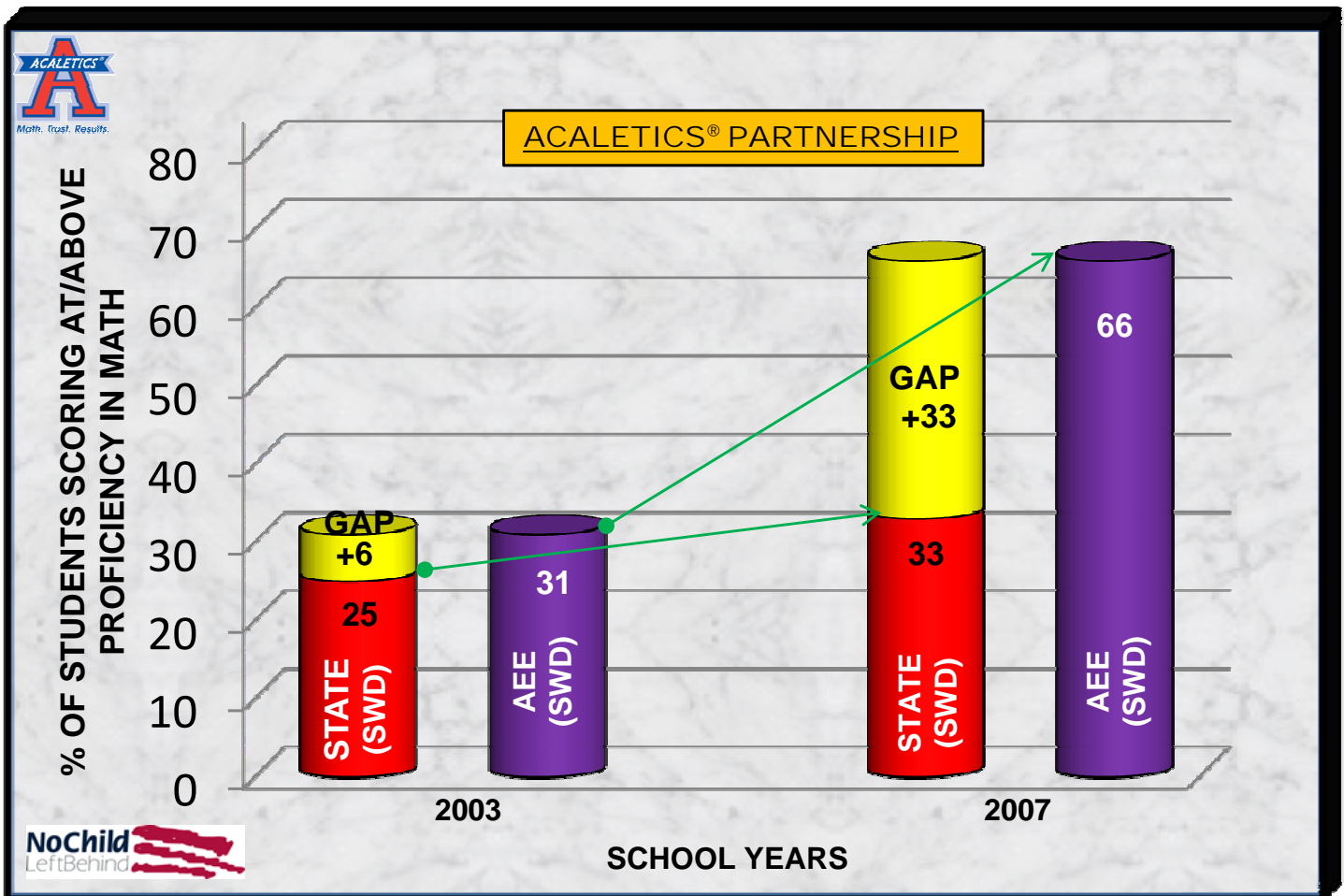
## AMELIA EARHART ELEMENTARY SCHOOL

### 2003 - 07 Adequate Yearly Progress (AYP)

State Average

(SWD) vs. Amelia Earhart

Students With Disabilities (SWD)



Data Source: Florida Department of EDUCATION

#### Amelia Earhart Elementary School (AEE):

- AEE has increased its Students with Disabilities by **+35** percentage points in its Percent of Students Scoring At/Above Proficiency in Math from 2003 to 2007!
- In 2003, AEEs Students with Disabilities subgroup was above (+6 percentage points) the State (SWD) Subgroup in Percent of Students Scoring At/Above Proficiency in Math. During the five-year **ACALETICS®** partnership, AEE increased the achievement gap by **+33** percentage points in 2007!