

# Black Subgroup Achievement Gap Analysis 2003-2007



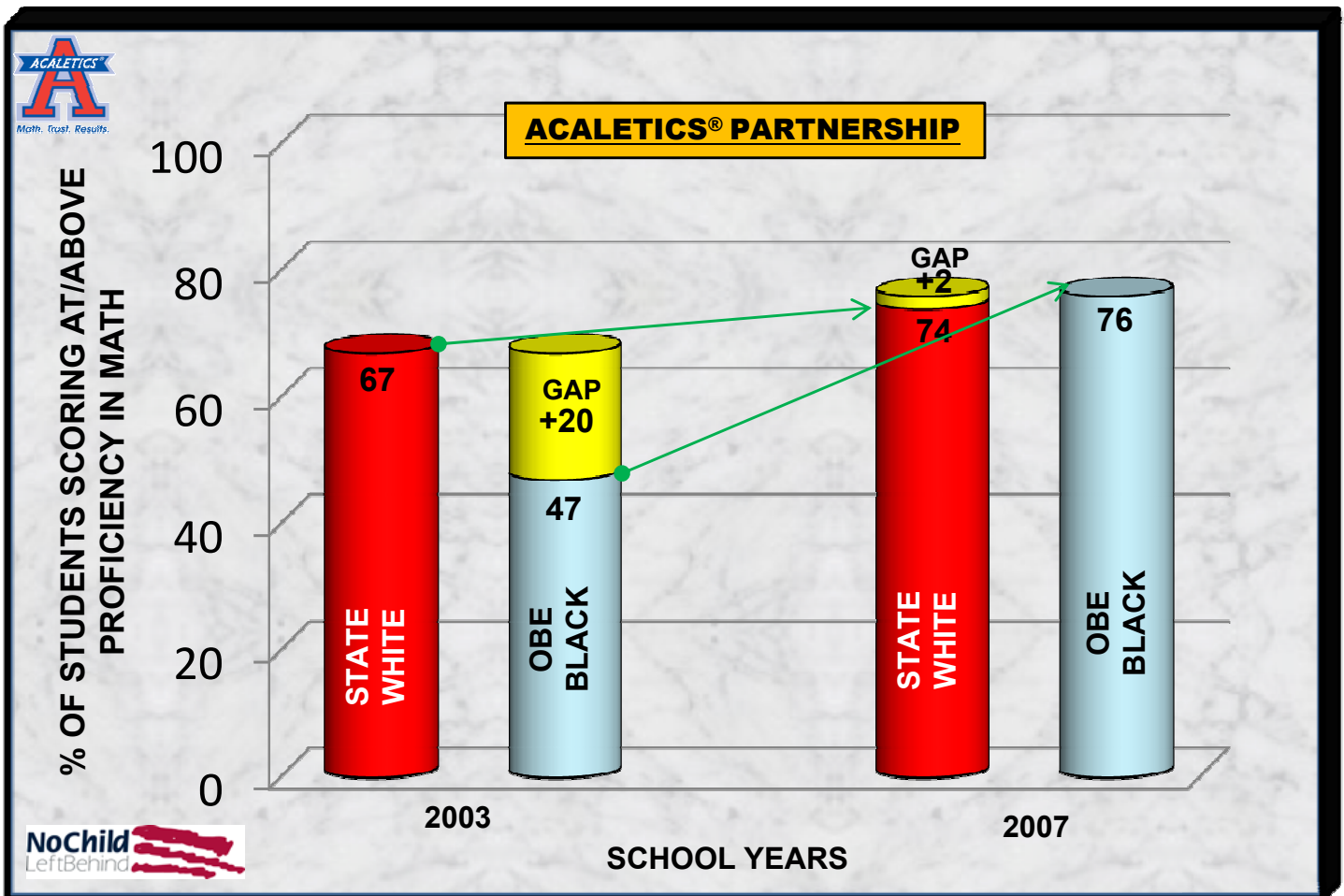


# Subgroup Gap Analysis - Math

## ORANGE BROOK ELEMENTARY SCHOOL

### 2003 - 07 Adequate Yearly Progress (AYP)

**State Average** (White) vs. **Orange Brook (Black)**



Data Source: Florida Department of EDUCATION

#### Orange Brook Elementary School (OBE):

- OBE has increased its Black subgroup by **+29** percentage points in its Percent of Students Scoring At/Above Proficiency in Math from 2003 to 2007!
- In 2003, OBEs Black subgroup was below (-20 percentage points) the State White Subgroup in Percent of Students Scoring At/Above Proficiency in Math. As a result of our partnership, OBE has exceeded the achievement of the State by **+2** percentage points ("A Reverse Gap") in 2007!

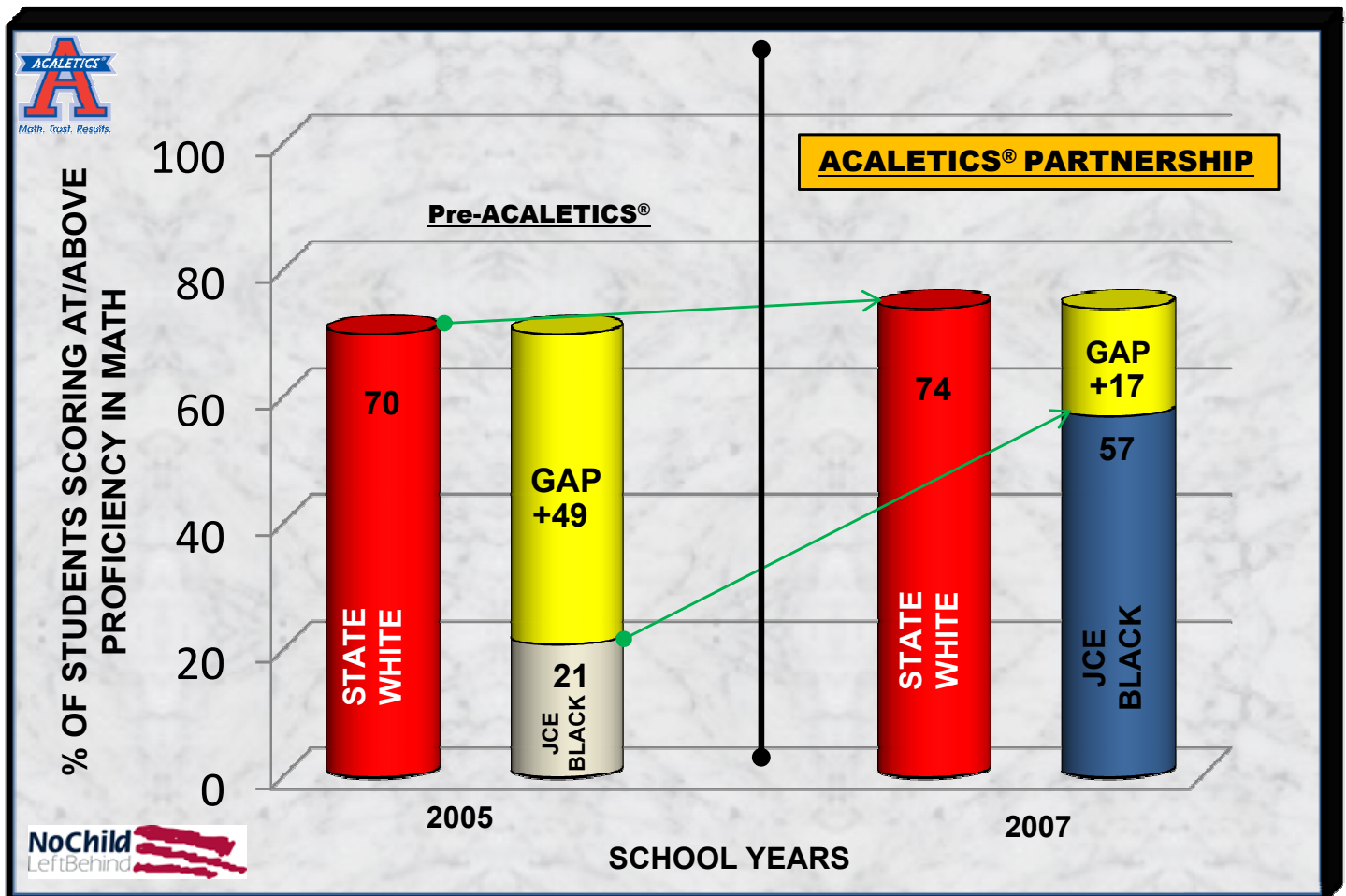


# Subgroup Gap Analysis - Math

## JEFFERSON COUNTY ELEMENTARY SCHOOL

### 2005 - 07 Adequate Yearly Progress (AYP)

**State Average** (White) vs. Jefferson County (Black)



Data Source: Florida Department of EDUCATION

#### Jefferson County Elementary School (JCE):

- JCE has increased its Black subgroup by **+36** percentage points in its Percent of Students Scoring At/Above Proficiency in Math from 2005 to 2007!
- In 2005, JCEs Black subgroup was below (-49 percentage points) the State White Subgroup in Percent of Students Scoring At/Above Proficiency in Math. During the two-year **ACALETICS**<sup>®</sup> partnership, JCE closed the achievement gap by **+32** percentage points in 2007!

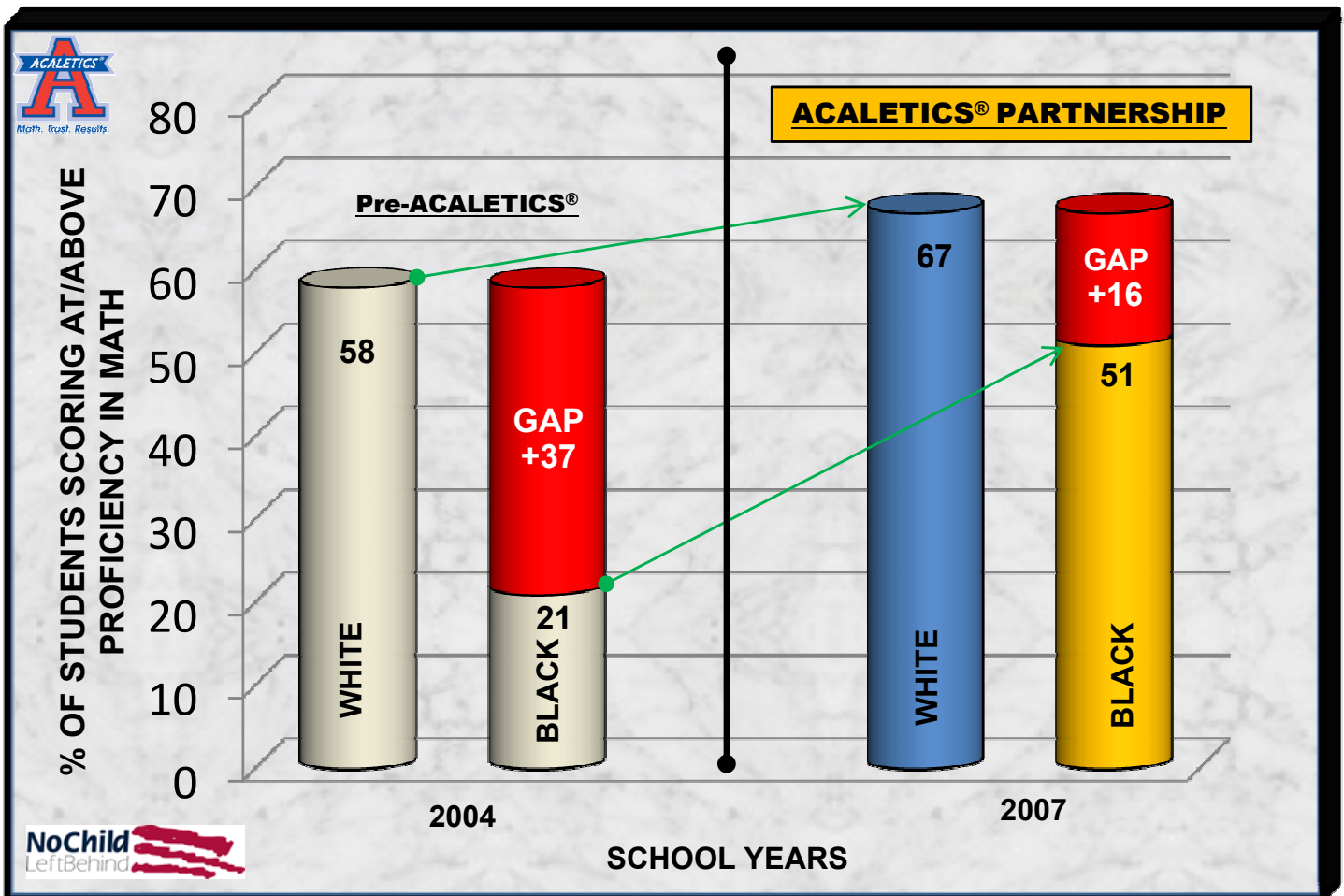


# Subgroup Gap Analysis - Math

## EVERGREEN ELEMENTARY SCHOOL

### 2004 - 07 Adequate Yearly Progress (AYP)

#### (White) vs. (Black)



Data Source: Florida Department of EDUCATION

#### Evergreen Elementary School (EGE):

- EGE has increased its Black subgroup Percent Scoring At/Above Proficiency by +30 percentage points from 2004 to 2007!
- In 2004, EGEs Black subgroup was significantly below (-37 percentage points) its White Subgroup in Percent of Students Scoring At/Above Proficiency in Math. During the three year **ACALETICS**<sup>®</sup> partnership, EGE closed the achievement gap by +21 percentage points in 2007!

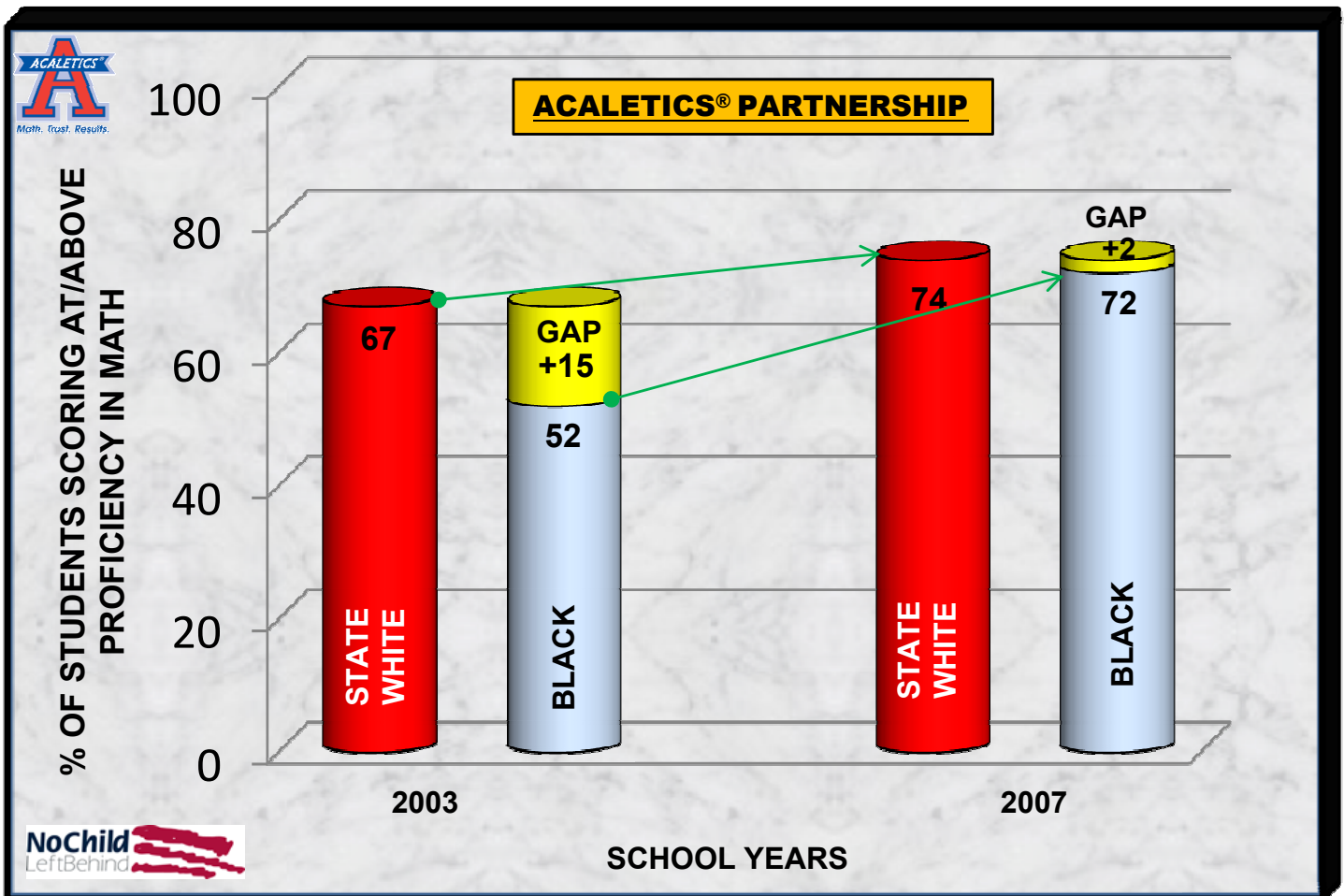


# Subgroup Gap Analysis - Math

## NORWOOD ELEMENTARY SCHOOL

### 2003 - 07 Adequate Yearly Progress (AYP)

#### State Average (White) vs. Norwood (Black)



#### Norwood Elementary School (NWE):

Data Source: Florida Department of EDUCATION

- NWE has increased its Black subgroup Percent Scoring At/Above Proficiency by **+20** percentage points from 2004 to 2007!
- In 2003, NWEs Black subgroup was below (-15 percentage points) the State White Subgroup in Percent of Students Scoring At/Above Proficiency in Math. As a result of our partnership, NWE closed the achievement gap by **+13** percentage points in 2007!

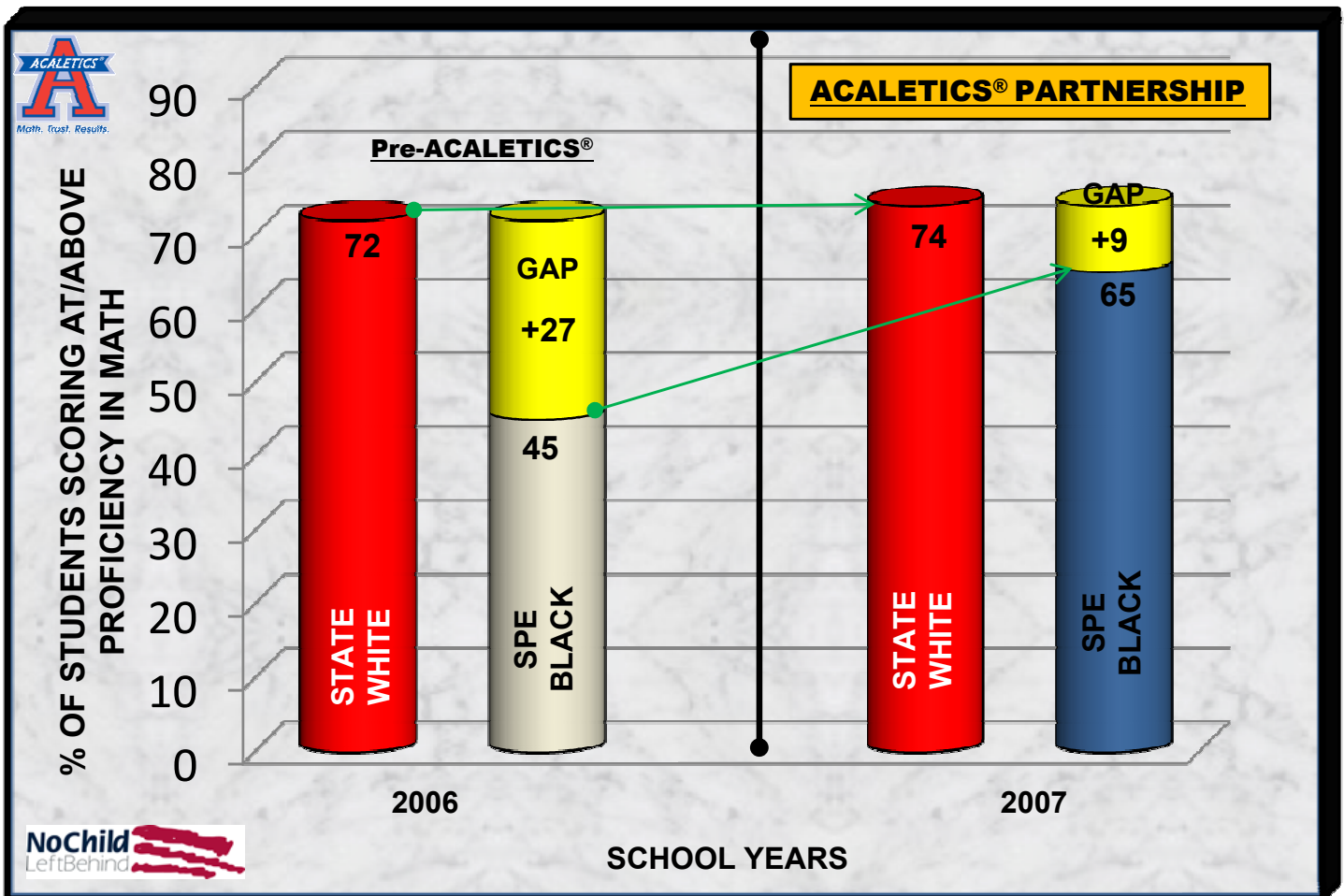


# Subgroup Gap Analysis - Math

## SANDERS PARK ELEMENTARY SCHOOL

### 2006 - 07 Adequate Yearly Progress (AYP)

**State Average** (White) vs. Sanders Park (Black)



Data Source: Florida Department of EDUCATION

#### Sanders Park Elementary School (SPE):

- SPE has increased its Black subgroup by **+20** percentage points in its Percent of Students Scoring At/Above Proficiency in Math from 2006 to 2007!
- In 2006, SPEs Black subgroup was below (-27 percentage points) the State White Subgroup in Percent of Students Scoring At/Above Proficiency in Math. During the one-year **ACALETICS®** partnership, SPE closed the achievement gap by **+18** percentage points in 2007!