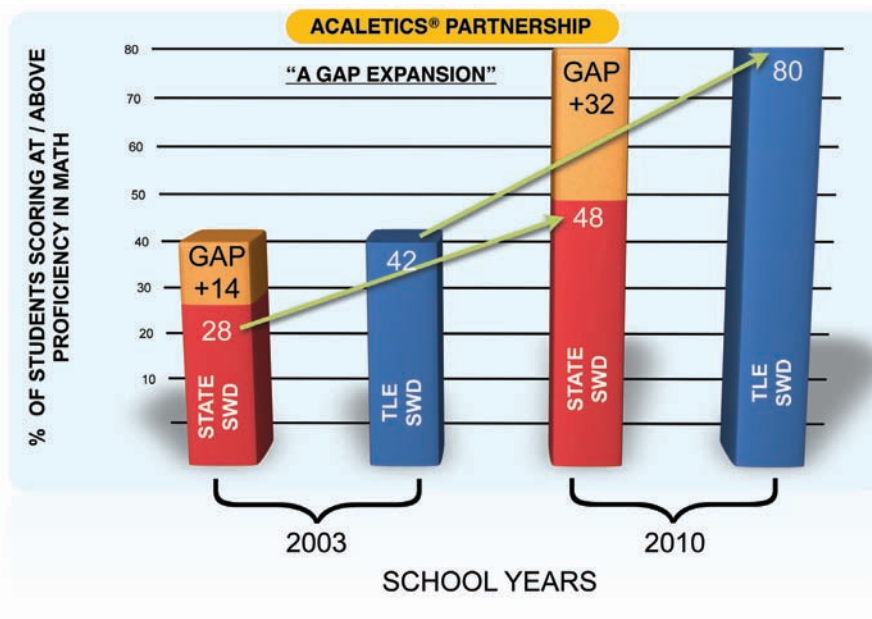


Presents:

Students with Disabilities (SWD)

Subgroup Achievement Gap Analysis 2003 - 2010 (SAGA)

Mathematics Report





Math. Reading. Trust. Results.

“ As school systems nationwide sign multi-million dollar contracts with universities and educational companies to save their struggling schools, Educational Development Associates signs individual schools at a fraction of the cost and often produces immediate results using its innovative program ACALETICS®.”

- The Miami Herald

About ACALETICS®

On July 19, 2010, ACALETICS® was recognized by the Florida Department of Education and the Council for Educational Change (CEC), established by the Florida Annenberg Challenge, as a Best Practice in Mathematics at the 8th Florida Leadership Academy held at the University of South Florida in Tampa.

ACALETICS®, developed by Educational Development Associates, Inc. (EDA), has helped more than 300,000 students and over 400 schools dramatically improve classroom instruction and learning, test scores, and student competence and confidence by providing invaluable resources and direct support to teachers and school administrators. For additional information, please visit www.acaletics.com or contact us at 1-866-877-1222.

www.acaletics.com

Subgroup Gap Analysis - Math



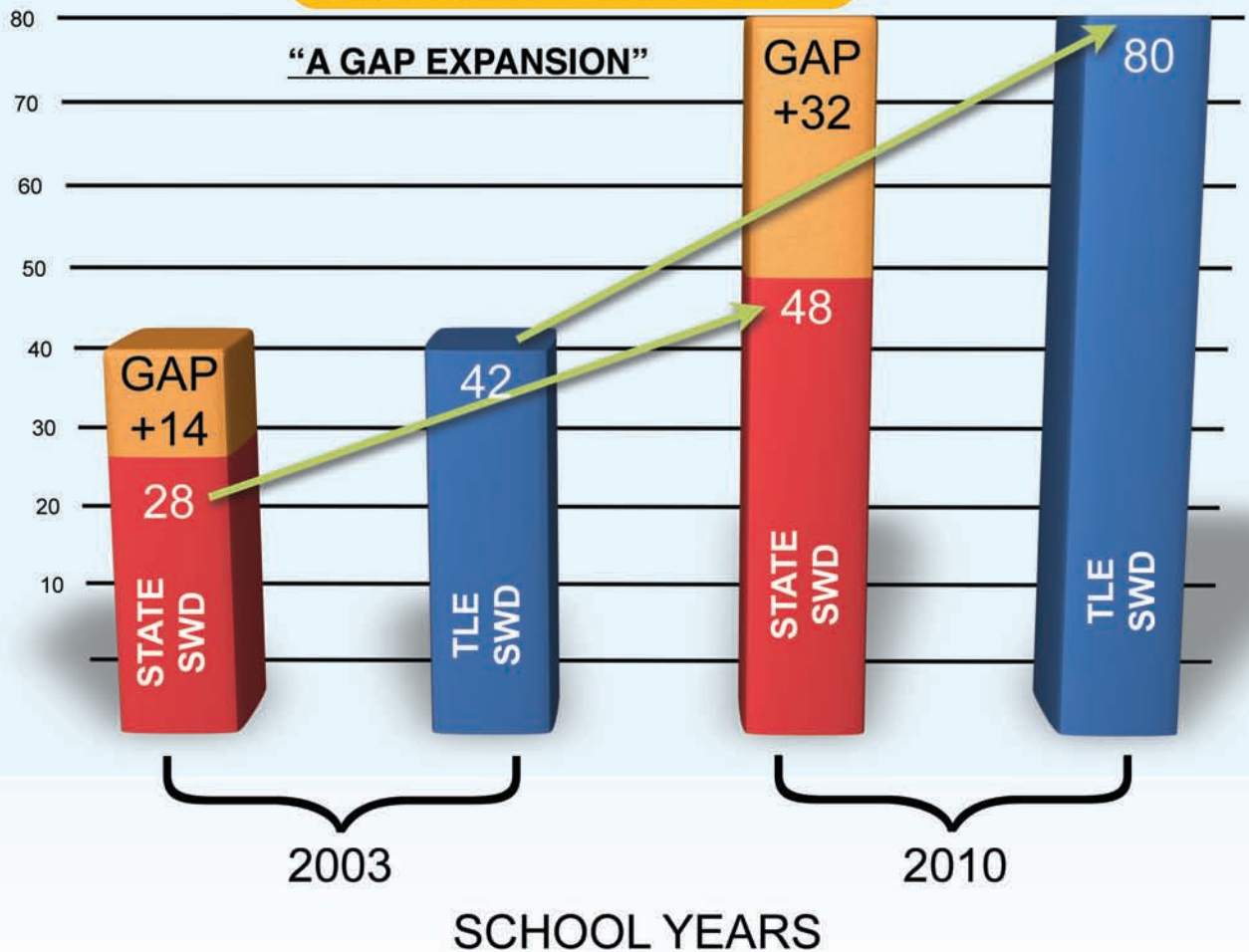
Math. Reading. Trust. Results.

TWIN LAKES ELEMENTARY SCHOOL (TLE) 2003 – 2010 Adequate Yearly Progress (AYP)

State Average (SWD) VS. Twin Lakes Students With Disabilities (SWD)

ACALETICS® PARTNERSHIP

% OF STUDENTS SCORING AT / ABOVE
PROFICIENCY IN MATH



Twin Lakes Elementary School (TLE):

Data Source:

Florida Department of
EDUCATION

- TLE has increased its Students with Disabilities by **+38** percentage points in its Percent of Students Scoring At/Above Proficiency in Math from 2003 to 2010!
- In 2003, TLE’s Students with Disabilities subgroup was above (+14 percentage points) the State (SWD) Subgroup in Percent of Students Scoring At/Above Proficiency in Math. During the seven-year **ACALETICS®** partnership, TLE increased the achievement gap above the State to **+32** percentage points (“**A Gap Expansion**”) in 2010!

Subgroup Gap Analysis - Math

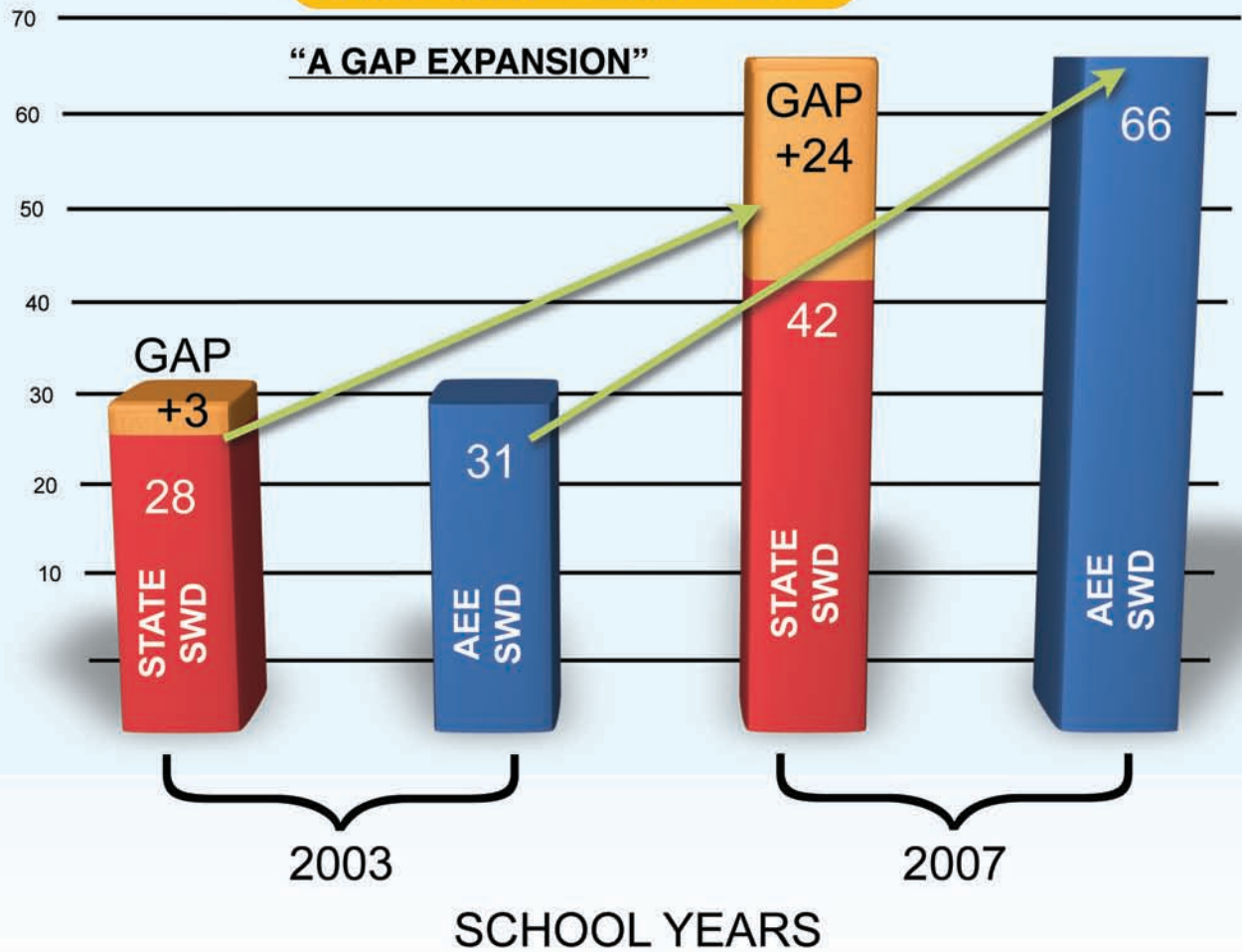


AMELIA EARHART ELEMENTARY SCHOOL (AEE) 2003 – 2007 Adequate Yearly Progress (AYP)

State Average (SWD) VS. Amelia Earhart Students With Disabilities (SWD)

ACALETICS® PARTNERSHIP

% OF STUDENTS SCORING AT / ABOVE PROFICIENCY IN MATH



Amelia Earhart Elementary School (AEE):

Data Source:

Florida Department of EDUCATION

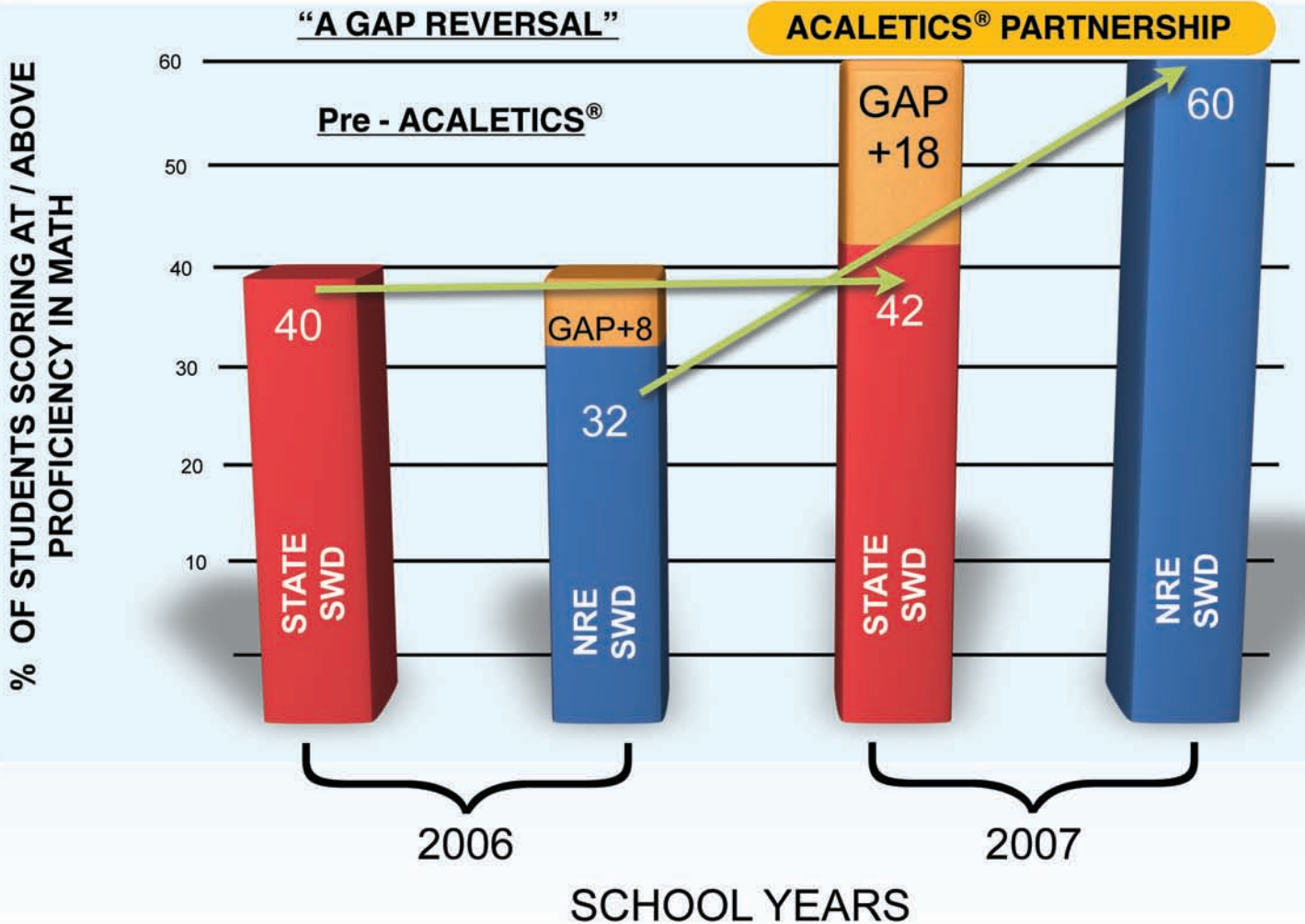
- AEE increased its Students with Disabilities by **+35** percentage points in its Percent of Students Scoring At/Above Proficiency in Math from 2003 to 2007!
- In 2003, AEE's Students with Disabilities subgroup was above (+3 percentage points) the State (SWD) Subgroup in Percent of Students Scoring At/Above Proficiency in Math. During the four-year **ACALETICS®** partnership, AEE increased the achievement gap above the State to **+24** percentage points ("**A Gap Expansion**") in 2007!

Subgroup Gap Analysis - Math



NORTH ELEMENTARY SCHOOL (NRE) 2006 – 2007 Adequate Yearly Progress (AYP)

State Average (SWD) VS. North Students With Disabilities (SWD)



North Elementary School (NRE):

Data Source:

Florida Department of
EDUCATION

- NRE increased its Students with Disabilities by **+28** percentage points in its Percent of Students Scoring At/Above Proficiency in Math from 2006 to 2007!
- In 2006, NRE's Students with Disabilities subgroup was below (-8 percentage points) the State (SWD) Subgroup in Percent of Students Scoring At/Above Proficiency in Math. As a result of our partnership, NRE exceeded the achievement of the State by **+18** percentage points (“**A Gap Reversal**”) in 2007!

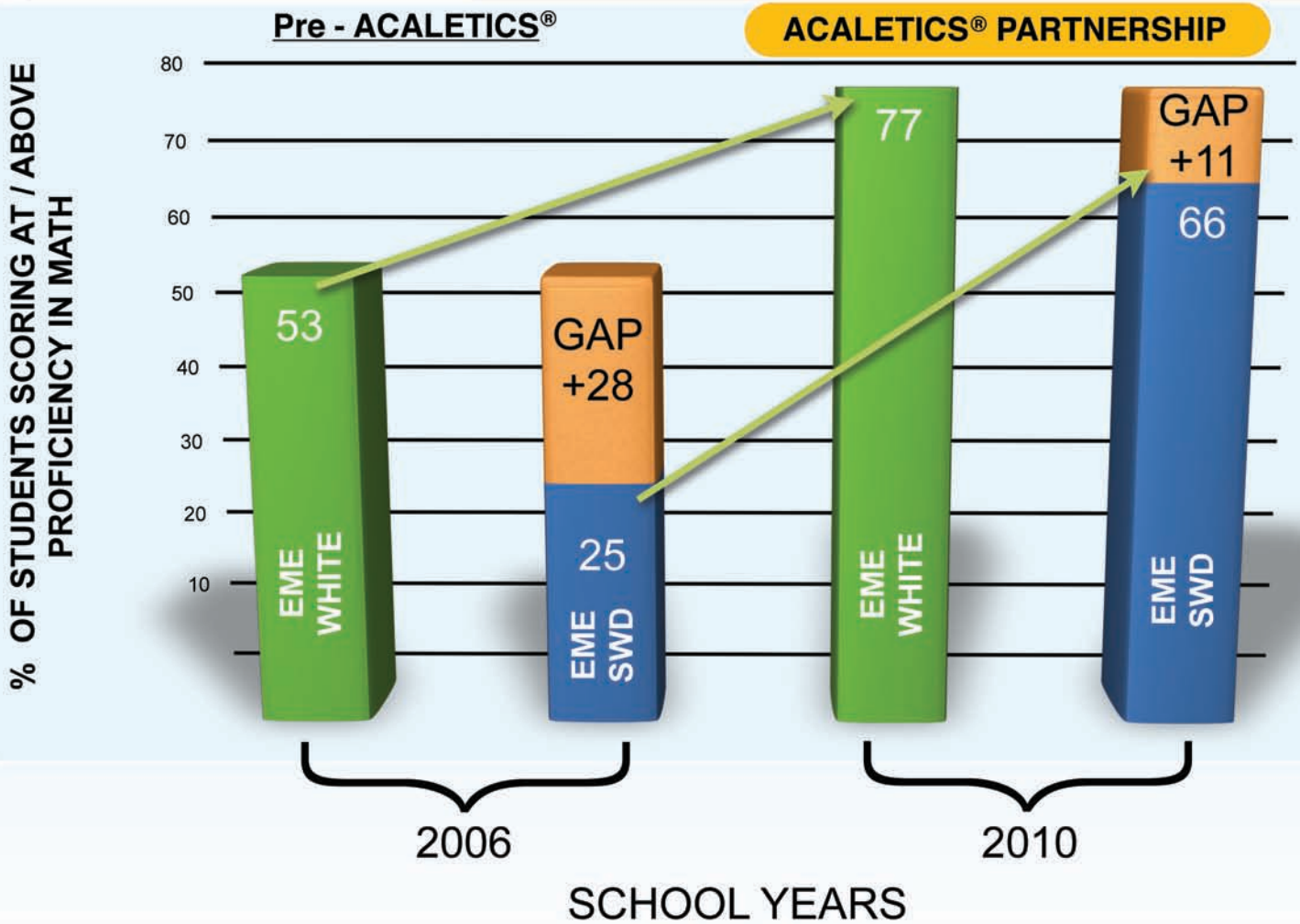
Subgroup Gap Analysis - Math



Math. Reading. Trust. Results.

EAST MARION ELEMENTARY SCHOOL (EME) 2006 – 2010 Adequate Yearly Progress (AYP)

East Marion (White) VS. East Marion Students With Disabilities (SWD)



East Marion Elementary School (EME):

Data Source:



- EME has increased its Students with Disabilities subgroup Percent Scoring At/Above Proficiency by **+41** percentage points from 2006 to 2010!
- In 2006, EME's Students with Disabilities subgroup was significantly below (-28 percentage points) its White Subgroup in Percent of Students Scoring At/Above Proficiency in Math. During the four-year **ACALETICS®** partnership, EME closed the achievement gap by **+17** percentage points in 2010!. **Note, with our partnership the White subgroup also showed tremendous progress from 53% to 77%.**

Key Components

EDA's supplemental instructional materials and interventions are standards-based and designed to provide information to facilitate teacher planning, confirm student mastery, and prepare students to be successful on high-stakes assessments. Our highly-effective supplemental materials and interventions include:

- Results & Researched-based Practices/Strategies
- Ongoing Assessment and Monitoring Systems
- Comprehensive Student Achievement Data Analyses
- Curriculum Integration Plans / Curriculum Maps
- Professional Development for School Administrators and Teachers
- In-class Demonstrations / Instructional Modeling
- Instructional Exchange Sessions / Data Review Sessions
- Differentiated Practice Materials
- Interactive Parental Workshops



**FREE web-based, electronic
math flashcards!
at
www.acaletics.com**



Math. Reading. Trust. Results.

EDUCATIONAL DEVELOPMENT ASSOCIATES, INC.
14052 NW 82nd Avenue
Miami Lakes, Florida 33016
Phone (305) 362-8887 • www.acaletics.com