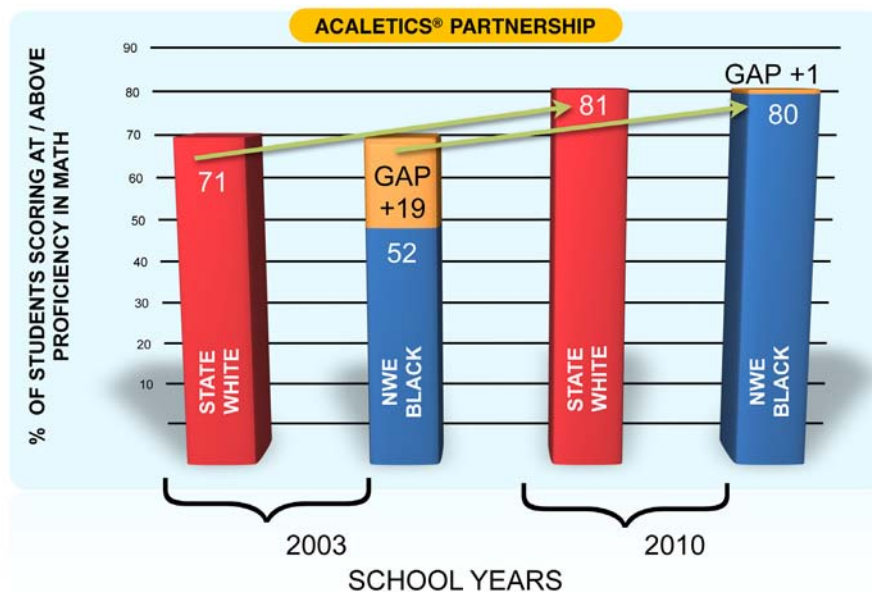


Presents:

BLACK

Subgroup Achievement Gap Analysis (SAGA)

Mathematics Report





Math. Reading. Trust. Results.

“ As school systems nationwide sign multi-million dollar contracts with universities and educational companies to save their struggling schools, Educational Development Associates signs individual schools at a fraction of the cost and often produces immediate results using its innovative program ACALETICS®.”

- The Miami Herald

About ACALETICS®

On July 19, 2010, ACALETICS® was recognized by the Florida Department of Education and the Council for Educational Change (CEC), established by the Florida Annenberg Challenge, as a Best Practice in Mathematics at the 8th Florida Leadership Academy held at the University of South Florida in Tampa.

ACALETICS®, developed by Educational Development Associates, Inc. (EDA), has helped more than 300,000 students and over 400 schools dramatically improve classroom instruction and learning, test scores, and student competence and confidence by providing invaluable resources and direct support to teachers and school administrators. For additional information, please visit www.acaletics.com or contact us at 1-866-877-1222.

www.acaletics.com

Subgroup Gap Analysis - Math



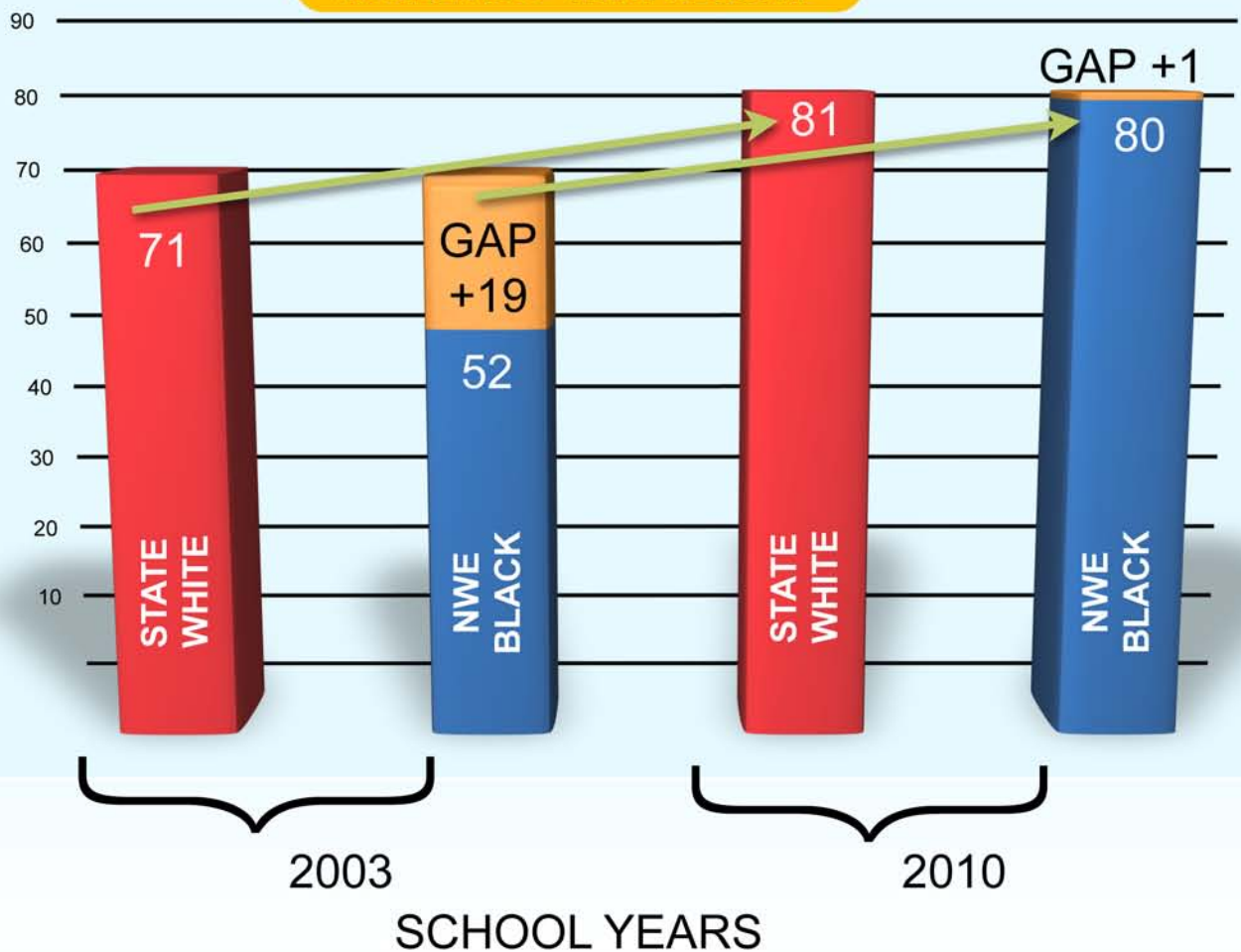
Math. Reading. Trust. Results.

NORWOOD ELEMENTARY SCHOOL (NWE) 2003 – 2010 Adequate Yearly Progress (AYP)

State Average (White) VS. Norwood (Black)

ACALETICS® PARTNERSHIP

% OF STUDENTS SCORING AT / ABOVE PROFICIENCY IN MATH



Norwood Elementary School (NWE):

Data Source: Florida Department of EDUCATION

- NWE has increased its Black subgroup Percent Scoring At/Above Proficiency by **+28** percentage points from 2003 to 2010!
- In 2003, NWE's Black subgroup was below (-19 percentage points) the State White Subgroup in Percent of Students Scoring At/Above Proficiency in Math. As a result of our seven-year partnership, NWE closed the achievement gap by **+18** percentage points in 2010!

Subgroup Gap Analysis - Math

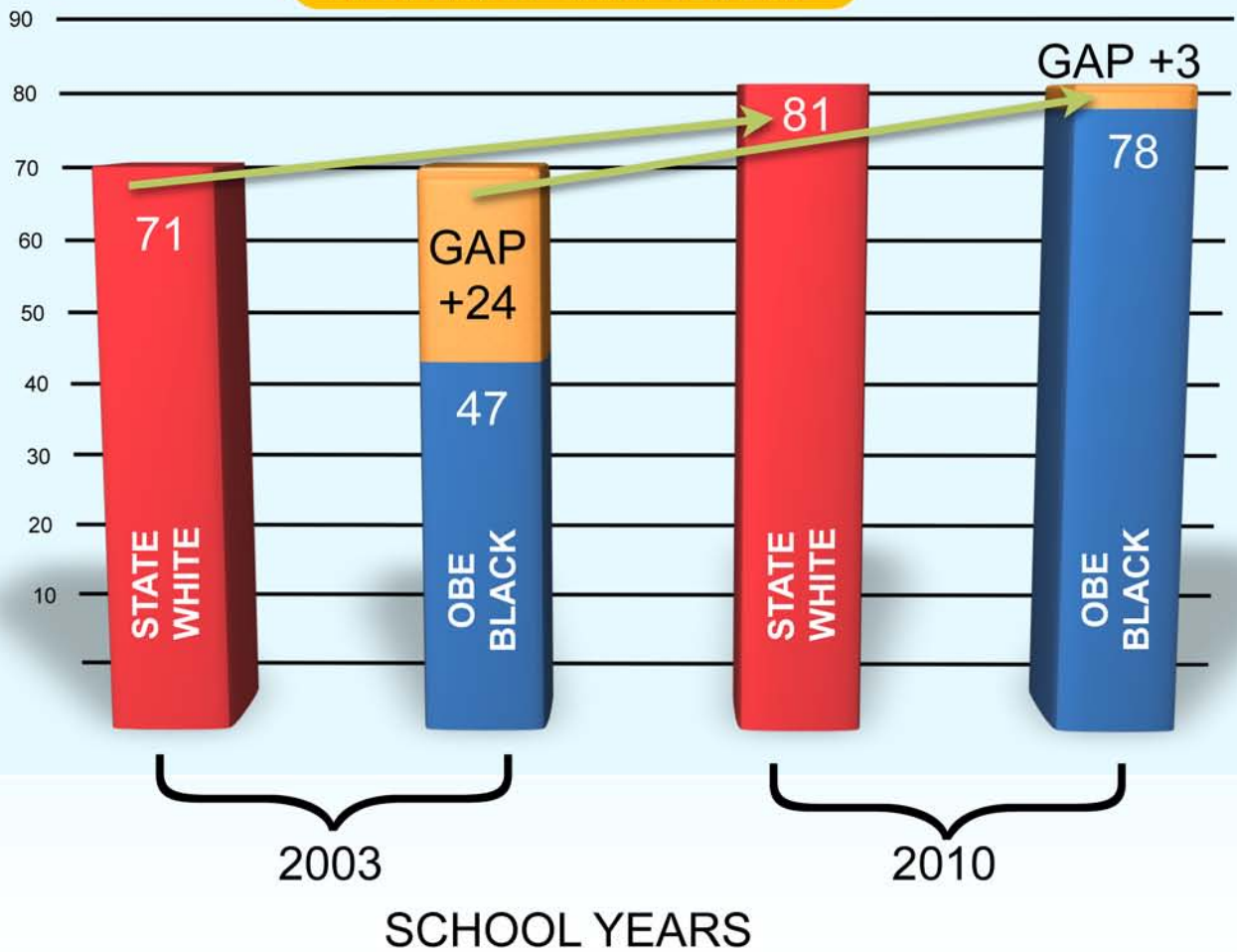


ORANGE BROOK ELEMENTARY SCHOOL (OBE) 2003 – 2010 Adequate Yearly Progress (AYP)

State Average (White) VS. Orange Brook (Black)

ACALETICS® PARTNERSHIP

% OF STUDENTS SCORING AT / ABOVE PROFICIENCY IN MATH



Orange Brook Elementary School (OBE):

Data Source: Florida Department of EDUCATION

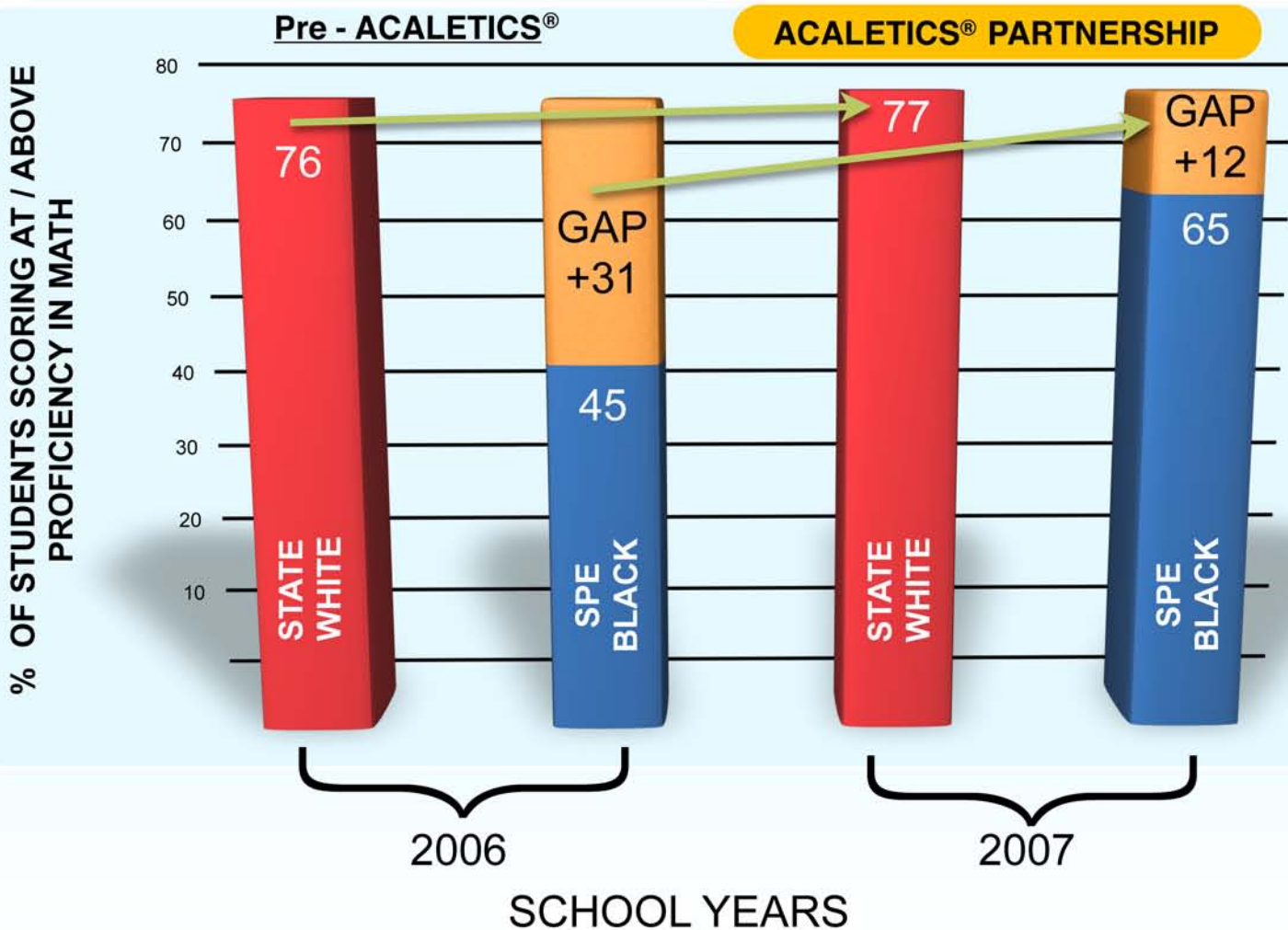
- OBE has increased its Black subgroup by +31 percentage points in its Percent of Students Scoring At/Above Proficiency in Math from 2003 to 2010!
- In 2003, OBE's Black subgroup was below (-24 percentage points) the State White Subgroup in Percent of Students Scoring At/Above Proficiency in Math. As a result of our seven-year partnership, OBE has closed the achievement gap by +21 percentage points in 2010!

Subgroup Gap Analysis - Math



SANDERS PARK ELEMENTARY SCHOOL (SPE) 2006 – 2007 Adequate Yearly Progress (AYP)

State Average (White) VS. Sanders Park (Black)



Sanders Park Elementary School (SPE):

Data Source: Florida Department of EDUCATION

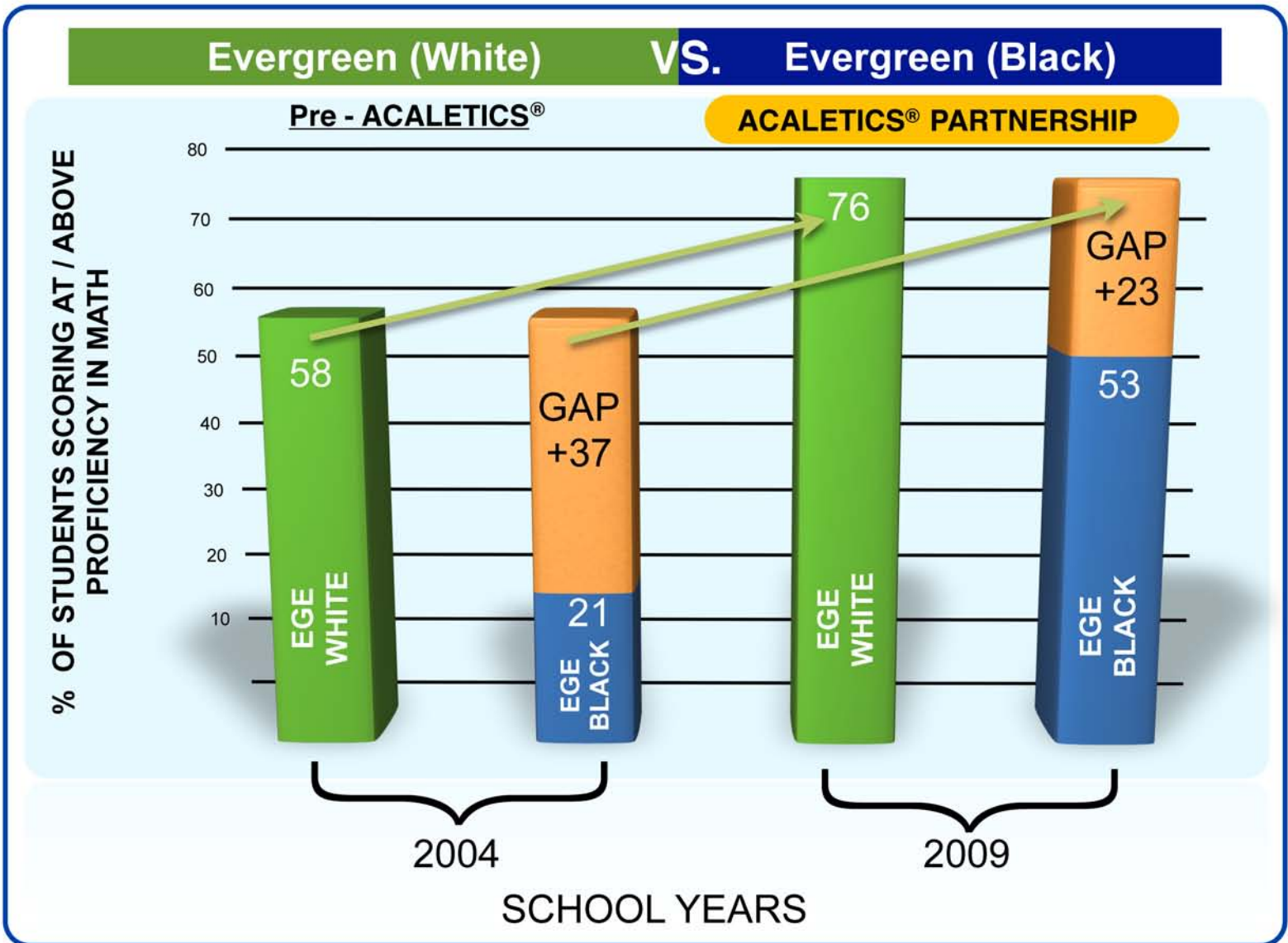
- SPE increased its Black subgroup by **+20** percentage points in its Percent of Students Scoring At/Above Proficiency in Math from 2006 to 2007!
- In 2006, SPE's Black subgroup was significantly below (-31 percentage points) the State White Subgroup in Percent of Students Scoring At/Above Proficiency in Math. During the one-year **ACALETICS®** partnership, SPE closed the achievement gap by **+19** percentage points in 2007!

Subgroup Gap Analysis - Math



Math. Reading. Trust. Results.

EVERGREEN ELEMENTARY SCHOOL (EGE) 2004 – 2009 Adequate Yearly Progress (AYP)



Evergreen Elementary School (EGE):

Data Source: Florida Department of EDUCATION

- EGE has increased its Black subgroup Percent Scoring At/Above Proficiency by **+32** percentage points from 2004 to 2009!
- In 2004, EGE's Black subgroup was significantly below (-37 percentage points) its White Subgroup in Percent of Students Scoring At/Above Proficiency in Math. During the five-year **ACALETICS®** partnership, EGE closed the achievement gap by **+14** percentage points in 2009! **Note, with our partnership the White subgroup also showed tremendous progress from 58% to 76%.**

Key Components

EDA's supplemental instructional materials and interventions are standards-based and designed to provide information to facilitate teacher planning, confirm student mastery, and prepare students to be successful on high-stakes assessments. Our highly-effective supplemental materials and interventions include:

- Results & Researched-based Practices/Strategies
- Ongoing Assessment and Monitoring Systems
- Comprehensive Student Achievement Data Analyses
- Curriculum Integration Plans / Curriculum Maps
- Professional Development for School Administrators and Teachers
- In-class Demonstrations / Instructional Modeling
- Instructional Exchange Sessions / Data Review Sessions
- Differentiated Practice Materials
- Interactive Parental Workshops



**FREE web-based, electronic
math flashcards!
at
www.acaletics.com**



Math. Reading. Trust. Results.

EDUCATIONAL DEVELOPMENT ASSOCIATES, INC.
14052 NW 82nd Avenue
Miami Lakes, Florida 33016
Phone (305) 362-8887 • www.acaletics.com